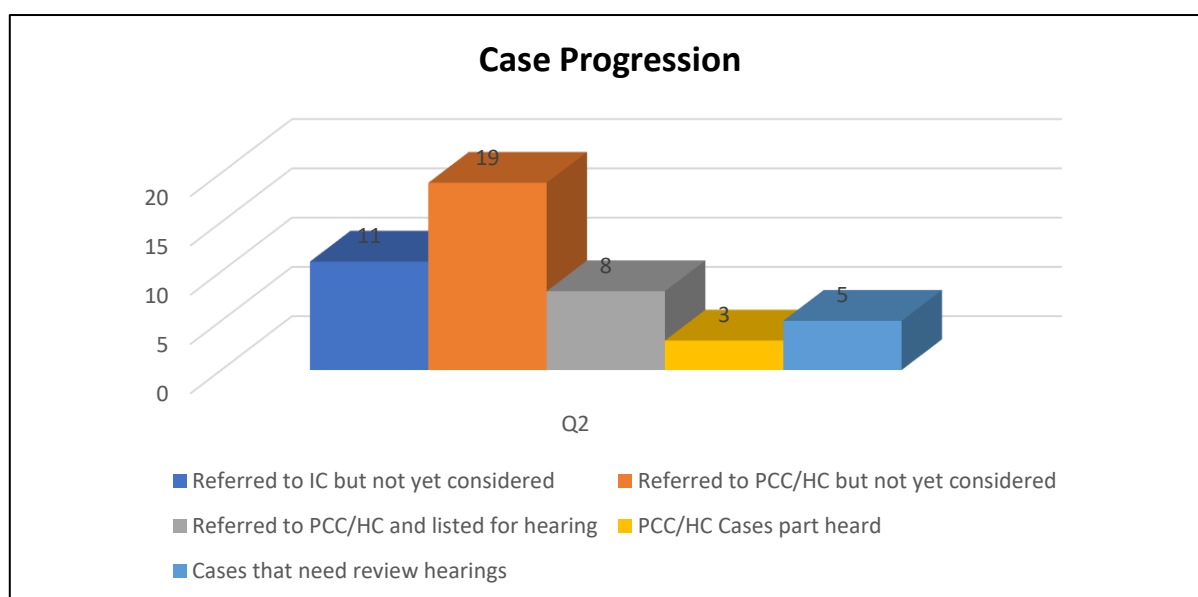


Fitness to practise dashboard 1 July 2020 to 30 September 2020

Case progression – at a glance

- All PCC cases that had not commenced were postponed between 26 March and 3 July 2020 due to the COVID-19 pandemic. Substantive hearings recommenced remotely in July 2020.
- The number of live cases older than 52 weeks has increased as a consequence of the postponements.
- In this quarter the PCC sat remotely for 10 substantive hearings and meetings (including one review), reaching a final determination in seven cases.
- In this quarter the HC sat remotely to review one health case.
- There are now 19 cases referred to the PCC but not yet heard. This number is broadly in line with what the PCC caseload was prior to the COVID-19 pandemic.
- The IC also met remotely on two occasions in this quarter. It considered 11 cases of which nine were closed and two were referred to the PCC.
- There are 11 cases that have been referred to the IC by the screeners but not yet considered. This is in line with the IC caseload for the previous quarter.



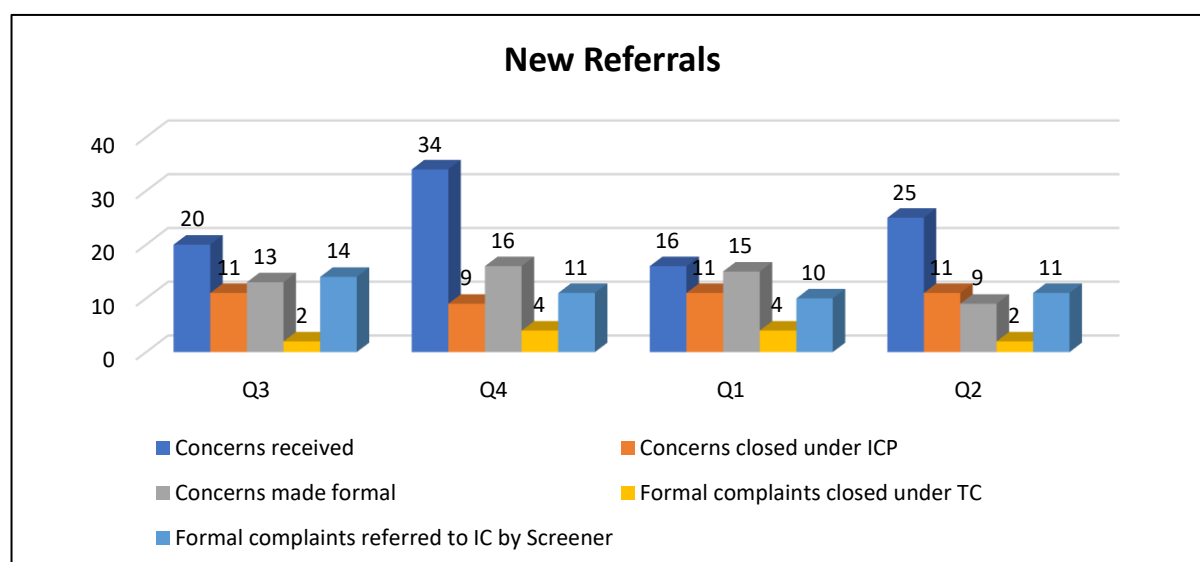
Case Progression	Q3	Q4	Q1	Q2
Formal complaints referred to IC by Screener but not yet considered (as at end of quarter)	17	14	10	11
Cases referred to PCC/HC by IC but not yet heard (as at end of quarter)	15	18	25	19
Cases referred to PCC/HC by IC and listed for hearing (as at end of quarter)	12	0	8	8
PCC/HC Cases part heard (as at end of quarter)	1	5	1	3
Formal complaints open (as at end of quarter)	37	41	40	32
Cases that need review hearings (as at end of quarter)	9	5	5	5

Annex A to 8

Age of Caseload from Date of Receipt	Q3	Q4	Q1	Q2
52 weeks – 103 weeks	7	9	8	11
104 weeks – 155 weeks	1	2	1	0
156 weeks and above	2	0	1	1

New Referrals

- After a decline in new referrals in Q1, these have again increased this quarter. The number of referrals we received in Q2 is comparable to the higher numbers received in the last two quarters of the previous reporting year.
- The number of formal complaints referred to the IC by the screeners is on a par with previous quarters.



New Referrals	Q3	Q4	Q1	Q2
Concerns received	20	34	16	25
Concerns closed under ICP	11	9	11	11
Concerns made formal	13	16	15	9
Formal complaints closed by Screener under Threshold Criteria	2	4	4	2
Formal complaints referred to IC by Screener	14	11	10	11

Source of formal complaints	Q3	Q4	Q1	Q2
Self-referral by the registrant	2	4	1	2
Registrar's allegation	2	1	3	0

Annex A to 8

Referral by non-NHS employer	0	0	1	1
Referral by patient or service user	7	5	6	4
Referral by NHS	0	0	0	0
Referral by another registrant	0	1	3	2
Anonymous informant	0	0	0	0
Referral by another regulatory body	1	0	0	0
Any other informant	2	5	1	0
Total	14*	16	15	9

** 13 cases were made formal in Q3 2019-2020; however, one case was referred to GOsC by two different sources, hence 14 sources of formal complaints in this quarter.*

Allegations in formal complaints	Q3	Q4	Q1	Q2
Conduct	13	15	13	9
Conviction	0	1	1	0
Competency	0	0	0	1
Adjunctive therapies	0	0	0	0
Health	0	0	1	0
Total	13	16	15	10*

** 9 cases were made formal in Q2 2020-2021; however, one case raised both conduct and competency issues, hence 10 allegations in formal complaints in Q2.*

Key Performance Indicators

- The screener KPI was met for this quarter.
- The IC KPI was missed this quarter by two weeks. The fluctuation in quarterly data between this quarter and Q1 reflects the small size of the GOsC's caseload. Taking both the Q1 and Q2 data together, we remain on track to meet the annual KPI for IC decisions.
- The PCC KPI was missed by 8 weeks this quarter. This is due to the postponement of all substantive PCC hearings last quarter. This postponement is likely to continue to affect our performance against the PCC KPI in the next two quarters because we are listing the remaining affected cases for hearings in both Q3 and Q4.

Annex A to 8

Performance at a glance

Case stage	Key Performance Indicator	Performance Target	Q3	Q4	Q4	Q2
Screening	Median time from receipt of concern to the screener's decision	9 weeks	9 weeks	6 weeks	10 weeks	9 weeks
Investigating Committee	Median time from receipt of concern to final IC decision	26 weeks	27 weeks	26 weeks	21 weeks	28 weeks
Professional Conduct Committee	Median time from receipt of concern to final PCC decision	52 weeks	50 weeks	193 weeks	92 weeks	60 weeks

Performance in detail

Time from receipt of complaint to the screener's decision (9 weeks)	Q3	Q4	Q1	Q2
Median	9 weeks	6 weeks	10 weeks	9 weeks
Longest case	27 weeks	33 weeks	20 weeks	58 weeks
Shortest case	1 week	1 week	3 weeks	2 weeks
Time from receipt of complaint to final IC decision (26 weeks)	Q3	Q4	Q1	Q2
Median	27 weeks	26 weeks	21 weeks	28 weeks
Longest case	33 weeks	67 weeks	63 weeks	69 weeks
Shortest case	18 weeks	10 week	8 weeks	9 weeks
Time from final IC decision to final PCC decision or other final disposal of the case (26 weeks)	Q3	Q4	Q1	Q2
Median	30 weeks	38 weeks	76 weeks	30 weeks
Longest case	54 weeks	38 weeks	91 weeks	54 weeks
Shortest case	13 weeks	38 weeks	64 weeks	24 weeks
Time from receipt of referral to final PCC decision or other final disposal of the case (52 weeks)	Q3	Q4	Q1	Q2

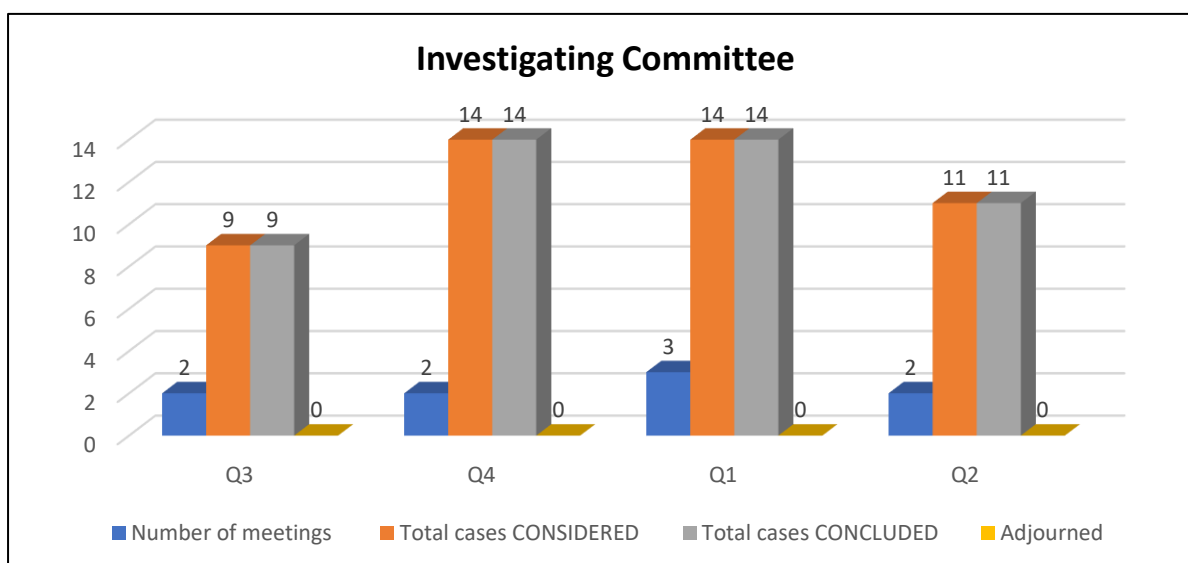
Annex A to 8

Median	50 weeks	193 weeks	92 weeks	60 weeks
Longest case	70 weeks	193 weeks	113 weeks	110 weeks
Shortest case	30 weeks	193 weeks	75 weeks	49 weeks

Investigating Committee

- The IC considered and concluded 11 cases this quarter. Two were referred to the PCC and the remaining nine were closed. One case was closed with advice.

Investigating Committee Meetings	Q3	Q4	Q1	Q2
Number of meetings	2	2	3	2
Total cases CONSIDERED	9	14	14	11
Total cases CONCLUDED	9	14	14	11

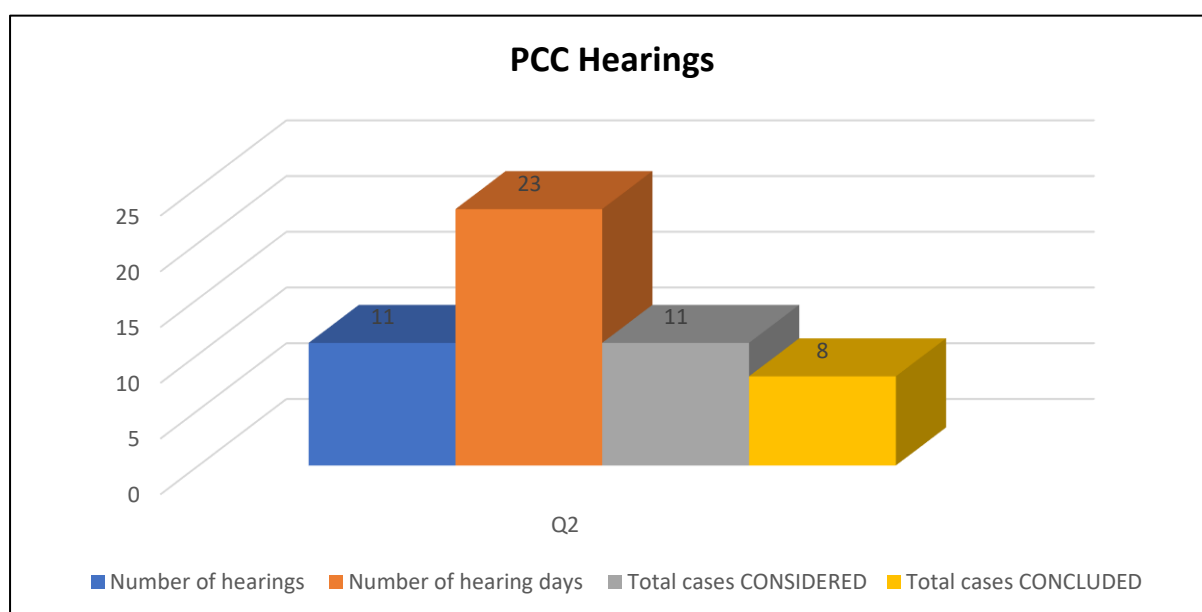


Investigating Committee Decisions	Q3	Q4	Q1	Q2
No Case to Answer	5	4	7	8
No Case to Answer with advice	0	0	0	1
Referred to PCC	4	10	7	2
Referred to HC	0	0	0	0
Referred to PCC and HC	0	0	0	0
Adjourned	0	0	0	0
Stayed	0	0	0	0

Professional Conduct Committee

- In Q2 the PCC considered 11 cases and concluded seven substantive cases.
- Three cases were adjourned. We have found that hearings conducted remotely take additional time to complete due to factors such as the impact of technical or internet connection issues and the need for more frequent breaks for participants. Initially, without prior experience of running remote hearings, it was challenging to accurately estimate how much additional time would be necessary. This is something we are now better able to estimate.
- The remaining case considered came before the PCC for a review of an existing suspension order. The order was allowed to lapse.

Professional Conduct Committee Hearings	Q3	Q4	Q1	Q2
Number of hearings	6	5	2	11
Number of hearing days	18	14	3	23
Total cases CONSIDERED	7	9	5	11
Total cases CONCLUDED	7	4	5	7



PCC Decisions	Q3	Q4	Q1	Q2
Allegation not 'well founded'	2	0	4	3
Admonishment	0	2	0	1
Conditions of Practice	0	0	0	0
Suspension	5	0	0	1
Removal	0	0	0	0

Annex A to 8

Rule 19	0	0	0	0
Adjourned	0	5	0	3
Conditions/Suspension to expire at end of order	0	2	1	1
Rule 8 Admonishment	0	0	0	2

Health Committee

- The Health Committee considered one case this quarter. This case came before the Health Committee to review an existing suspension order. The order was extended.

Interim Suspension Orders

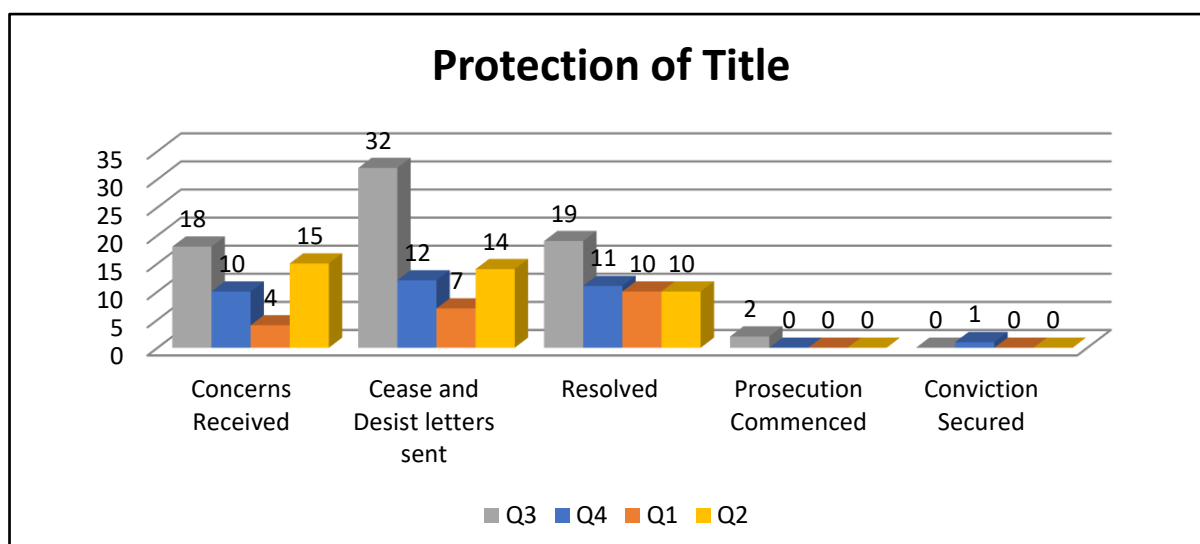
- The IC did not consider any interim suspension order applications this quarter.
- The PCC did not consider any interim suspension order applications this quarter.

IC Interim Suspension Order Decisions	Q3	Q4	Q1	Q2
Applications made	1	3	0	0
Interim Suspension Order imposed	0	2	0	0
Undertaking	0	1	0	0
Median time to IC decision from receipt of referral	5 weeks	8 weeks	N/A	N/A
Median time to IC decision from decision that there is information indicating the need for interim order	5 weeks	5 weeks	N/A	N/A

PCC/HC Interim Suspension Order Decisions	Q3	Q4	Q1	Q2
Applications made	1	0	1	0
Interim Suspension Order imposed	0	0	1	0
Undertaking	0	0	0	0

Protection of Title

- There were 19 active Section 32 investigations as at 30 September 2020.
- One prosecution case is still ongoing. This case was postponed due to the COVID-19 pandemic. The outcome will be reported to Council in due course.



Protection of Title	Q3	Q4	Q1	Q2
Concerns received	18	10	4	15
Cease and desist letters sent	32	12	7	14
Resolved	19	10	10	10
Prosecution commenced	2	0	0	0
Conviction secured	0	1	0	0

Appeals

- Two appeals were commenced against decisions of the PCC in this quarter.

Total number of registrant appeals in the quarter which are:	Q3	Q4	Q1	Q2
Ongoing	0	0	0	0
Opened	0	0	0	2
Concluded	1	0	0	0
Outcomes of registrant appeals against final fitness to practise decisions:	Q3	Q4	Q1	Q2
Upheld and outcome substituted	0	0	0	0
Upheld and case remitted to regulator for re-hearing	0	0	0	0
Settled by consent	1	0	0	0

Voluntary Removal

- One application for voluntary removal was received in this quarter. The application was not granted.

Number of voluntary erasure/removal applications prior to FTP case being considered by an IC/CE	Q3	Q4	Q1	Q2
Received	0	1	0	1
Granted	0	1	0	0
Number of voluntary erasure/removal applications subsequent to the FTP case being considered by an IC/CE.	Q3	Q4	Q1	Q2
Received	0	0	0	0
Granted	0	0	0	0