



**Council
2 November 2016
Registration Report**

Classification	Public
Purpose	For noting
Issue	This paper provides an update of registration activity covering the six month period from 1 April 2016-30 September 2016.
Recommendations	To note the content of the report.
Financial and resourcing implications	None
Equality and diversity implications	None
Communications implications	None
Annexes	None
Author	Matthew Redford

Background

1. The tenth regular registration report to Council provides detailed information about the statistics and activities which have been undertaken within the Registration team and covers the six months from 1 April 2016 to 30 September 2016.

Registration activities

Performance against service targets

2. The service level agreement for registering a new applicant, from receipt of a completed application, is five working days for UK applicants and 90 days for overseas applicants.
3. Performance against the targets in the reporting period was:
 - a. UK graduates/restorations: median time two days
 - b. EU applicants: median time n/a (zero applications)
 - c. Non-EU applicants: median time 78 days (three applications).

Registration data

Number of registrants and gender split

4. At the end of September 2016, the Register contained 5,209 osteopaths of which 50.70% of registrants are female (2,641) and 49.30% are male (2,568).

Internal Market Information (IMI) system alerts

5. Since 18 January 2016 GOsC has been complying with the revised EU Directive 2013/55/EU and sending and receiving alerts through the IMI system about any prohibition placed on a registrant arising through fitness to practise proceedings.
6. In the reporting period, GOsC received 1,153 IMI alerts relating to prohibitions placed on healthcare practitioners by competent authorities. Each alert is checked by the Registration team, although to date, no further action has been required. Assuming the current usage of the IMI system continues we anticipate receiving c. 2,300 alerts over the course of a year.

New registrants' survey

7. A survey of all new registrants who joined the Register in 2016 will be launched imminently and we will report the findings to the Policy Advisory Committee in early 2017.

Student presentations

8. During the opening quarter of 2017, the Head of Communications and Policy and Head of Registration and Resources will commence another round of presentations to final year students.

Consent emails

9. In the reporting period the Registration team wrote to the profession seeking consent from registrants to send them automated registration reminders. The response was well received and just over 1,500 consent emails were logged by the team.

Entrants to the Register

Total number of entrants to the Register	215
--	-----

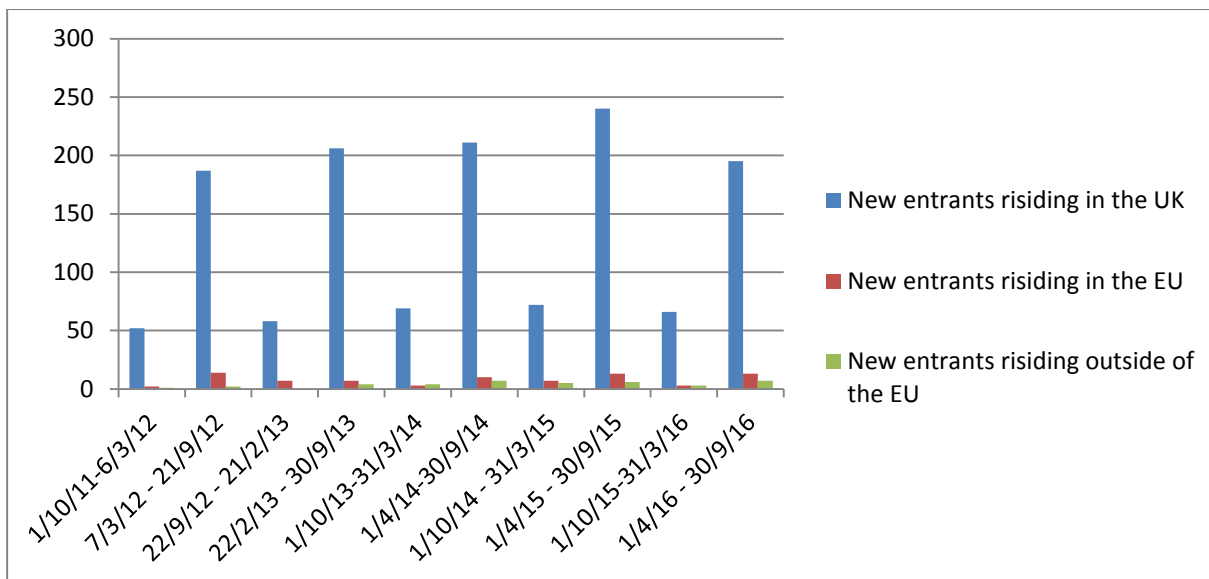
of which

First time applications	211
Restorations to the Register	4

of which

Number of registrants residing in the UK	195
Number of registrants residing in the EU	13
Number of registrants residing outside of the EU	7

10. The graph below represents the number of new entrants to the Register, and where they initially resided, since the Executive started reporting registration statistics to Council in October 2011.



11. The trend of registration applications spiking between April and September will not change in the future and, because of this, the registration team have well defined processes in place to accommodate this known bulge in activity.

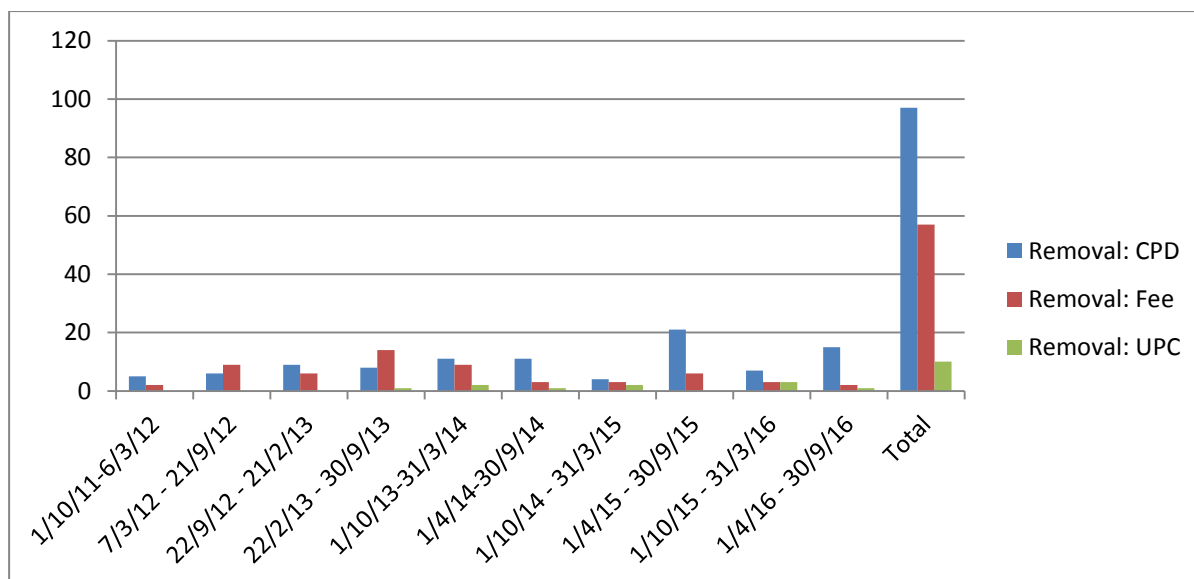
Removals from the Register

Total number of removals (excluding resignations, retirements and death)	18
--	----

of which, those removed for

Non-compliance with CPD	15
Non-payment of fee	2
Unacceptable professional conduct	1

12. Since the reporting of statistics to Council began, 164 registrants have been removed from the Register, with the majority removed for non-compliance with the CPD scheme rather than removed for non-payment of the registration fee.



13. The data below sub-analyses the removal from the Register data into different categories including age and gender.

Removals from the Register (age)

14. Of those registrants removed from the Register, 81% (133 registrants) are below the age of 50, of which 62% (83 registrants) are below the age of 40. The age range per reason for removal is set out in the table below.

15. It is also interesting to note that 100% of those removed from the Register under Fitness to Practise proceedings are all above the age of 40, although it is recognised that with our numbers being so few, it is not possible to determine trend data.

Age range	Number of registrants	Removed for fee non-payment	Removed for CPD non-compliance	Removed under FtP proceedings
20-29	30	15	15	0
30-39	53	21	32	0
40-49	50	18	27	5
50-59	24	4	16	4
60-69	5	1	3	1
70-79	2	0	2	0
Total	164	59	95	10

Removals from the Register (gender)

16. The total number of registrants removed from the Register since reporting of statistics to Council began in October 2011, indicates a 51:49 split between female to male registrants removed from the Register.
17. Regardless of gender, removal for non-compliance with the CPD requirements outweighs removal for non-payment of the registration fee.

Gender	Number of registrants	Removed for fee non-payment	Removed for CPD non-compliance	Removed under FtP proceedings
Male	81 (49%)	23	48	10
Female	83 (51%)	36	47	0
Total	164	59	95	10

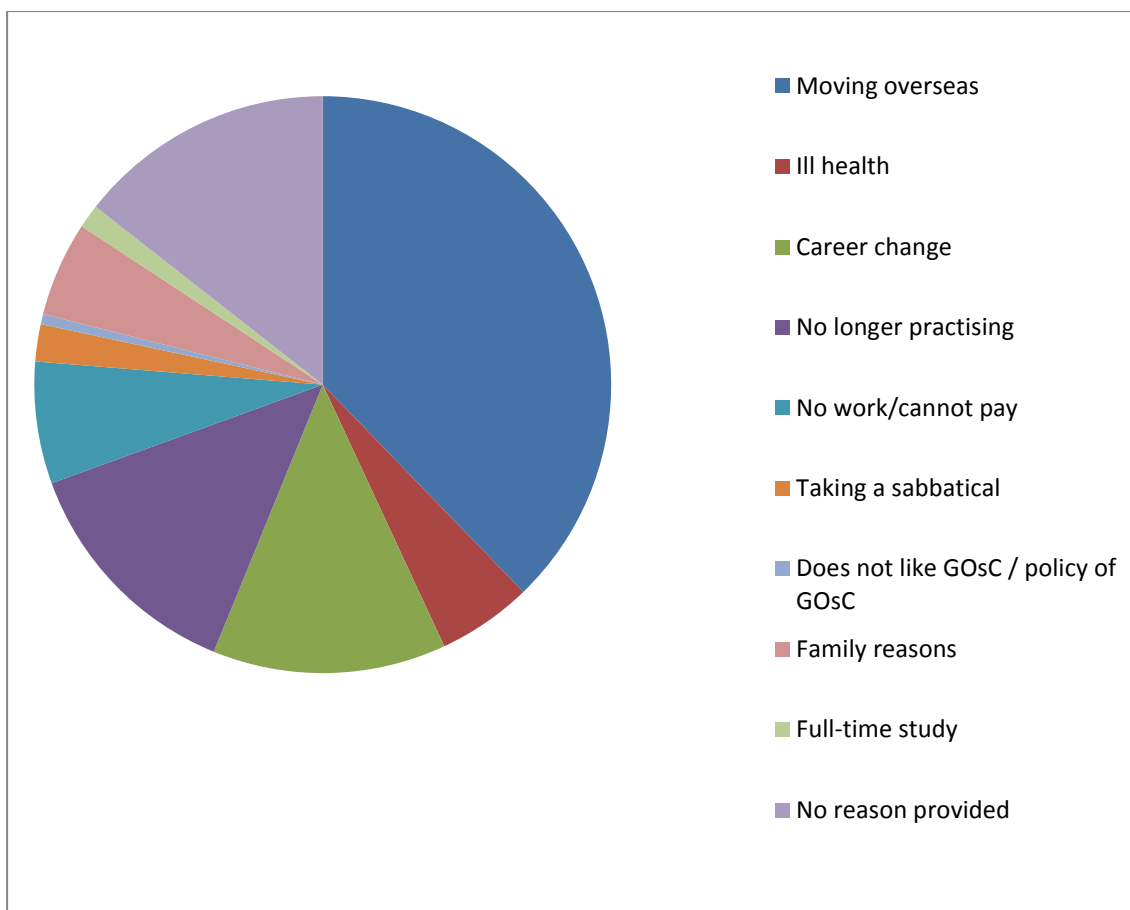
Reasons for resignations

Total number of resignations	64
------------------------------	----

of which, the reasons cited were

Moving overseas	30
Ill health	7
Career change	6
No longer practising	5
No work/cannot afford fee/meet renewal requirements	3
Taking a sabbatical	0
Family reasons	3
Full-time study	0
Does not like GOsC / agree with policy	0
No reason provided	10

18. The graph below represents the reasons provided by registrants for their resignation from the Register since statistics were reported to Council.



Registration refusals

Number of registration appeals carried forward from previous report	0
Number of new registration appeals lodged	0

Non-practising registrants

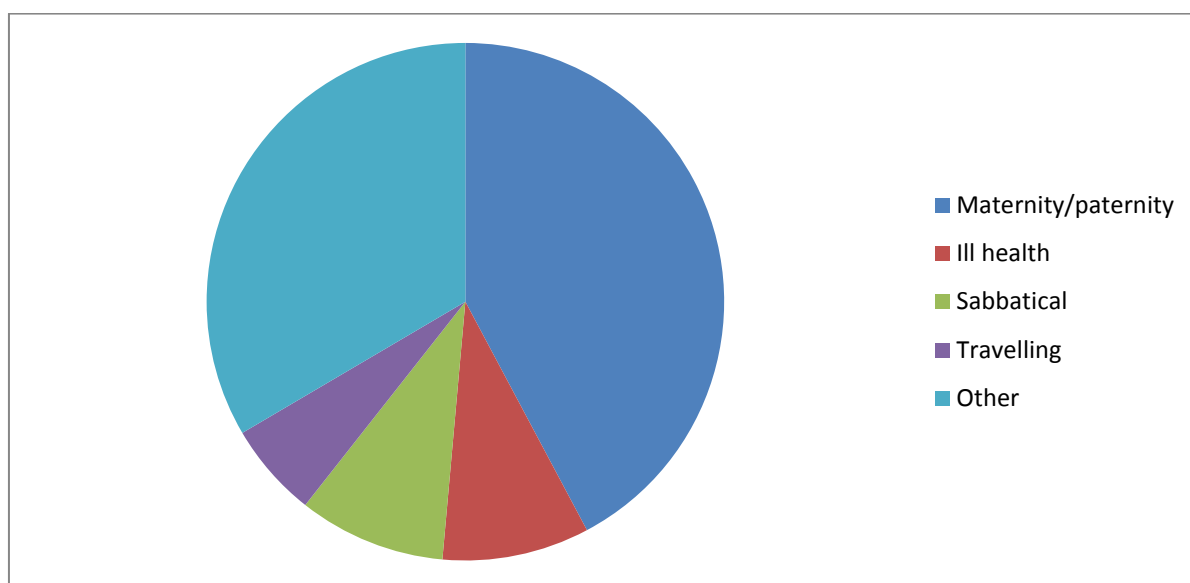
Total number of registrants who are listed as non-practising	164
--	-----

of which

Maternity/paternity	73
Ill health	14
Sabbatical	13
Travelling	4
Other*	60

*Other includes: studying; not being able to find work; relocation of home/work premises; circumstances around the loss of a spouse/parent/child; acting as a carer; research; and pursuing other careers.

19. Based on the statistics reported to Council since October 2011, at any one time GOsC has on average 155 registrants who are out of clinical contact with patients. The main reason for registrants to be listed as 'non-practising' is because of maternity leave.



CPD Audits

20. The Business Plan 2015-16 includes a commitment for Continuing Professional Development (CPD) audit activity of:
- 20% of CPD Annual Summary Forms [submitted] each month to support registrants to meet existing standards and to identify areas of good practice and development.
 - 2% of CPD Record Folders [submitted] each year to support registrants to meet existing standards and to identify areas of good practice and areas of development.

Return to practice activity

21. We offer a return to practice process to all applicants who have been away from UK practice for two years or more to support their transition back to practice. This process involves a self-assessment activity, which may then be followed by a meeting with two trained Return to Practice Reviewers.

Total number of applicants who went through the Return to Practice self-assessment process	10
Of which, the number who also undertook a Return to Practice review	8

International Registration Assessment activity

22. A total of 24 registration assessments were completed in the reporting period. During the reporting period, four applicants were found to be eligible to register with the GOsC.

Number of Non-UK Review of Qualifications	11
Number of Further Evidence of Practice Questionnaires	8
Number of Assessments of Clinical Performance	5

Recommendation: to note the content of this report.