


**Regulation Department Report to Council  
1 July 2014 to 30 September 2014**

**Please note all figures in red relate to 2013-14**

**Annex A to 6**



**Efficiency**

	Q1	Q2	Q3	Q4
<b>Numbers of complaints received</b>				
Informal	28	22		
	28	15	19	24
Formal	15	9		
	12	6	10	6

**Effectiveness**

	Q1	Q2	Q3	Q4
<b>Investigating Committee</b>				
Total cases considered	8	18		
	5	13	8	9
No case to answer	1	12		
	2	4	1	1
Referred to PCC	3	2		
	3	7	7	8
Referred to HC	2	See below		
	0	2	0	0
Referred to PCC and HC	-	1	-	-
Adjournment	2	2		
	-	-	-	-
IC view on Rule 19	-	1		

**Economy**

	Q1	Q2	Q3	Q4
<b>Committee costs</b>				
IC meeting costs	14,836	16,010		
	15,197	21,973	13,819	25,076
PCC hearing costs	31,115	47,375		
	42,652	46,627	46,048	36,874
HC hearing costs	3,558	0		
	0	2,574	1,081	0

<b>Performance against KPIs (median – receipt to decision in weeks)</b>				
Screened (3 weeks)	1	2		
	1	1	1	0.5
IC decisions (17 weeks)	10.5	14		
	15	15	23.5	16
PCC decisions (52 weeks)	55	47		
	47	47	60	40
HC decisions (52 weeks)	46.5	0		
	-	-	-	-

<b>PCC Case preparation costs</b>				
Total external fees	37,207	55,932		
	56,497	59,064	13,974	25,014
Expert witness costs	10,201	5,400		
	15,439	8,062	10,409	2,793
Witness expenses	595	1,151		
	333	739	427	52

<b>Professional Conduct Committee (not including Rule 8 decisions)</b>				
Total cases considered	6	8		
	4	3	4	4
Allegation not 'well founded'	3	3		
	2	2	2	1
Admonished	1	0		
	1	0	0	0
Conditions of Practice	0	0		
	0	0	1	3
Suspension	0	2		
	0	0	0	0
Removal	1	0		
	1	1	1	0
Adjourned/Part heard	1	2		
	-	-	-	-
Rule 19	-	1		


<b>Investigating Committee</b>				
Number of meetings	3	2		
	2	3	2	2
Total number of decisions	8	18		
	5	13	8	9
Mean number of decisions per meeting	2.6	9		
	2.5	4.5	4	4.5

<b>HC case preparation costs</b>				
Total external fees	5,816	3,065		
	0	5,867	571	2,197
Expert witness costs	0	0		
	0	0	0	722
Witness expenses	0			
	0	0	0	0

<b>Professional Conduct Committee</b>				
Number of substantive hearings	6	8		
	4	3	3	3
Mean length of hearing (days)	3	2.6		
	2.75	2.5	6.33	4
Mean time PCC in camera to decide facts and allegation (hours)	6.2	7		
	5.3	6.5	15.9	6
Mean time PCC in camera to decide sanction (hours)	2.5	4.5		
	1.5	1	2	3.5

<b>Protection of title prosecution costs</b>				
Total	1,917	3,915		
	0	0	1,340	0
Average per case	1,917	3,915		
	0	0	0	0

Please note all figures in red relate to 2013-14



	Q1	Q2	Q3	Q4
<b>Health Committee</b>				
Number of substantive hearings	2 0	0 0	0 0	0 0
Mean length of hearing (days)	1.5 0	0 -	- -	- -
Mean time HC in camera to decide facts and allegation (hours)	2 -	0 -	- -	- -
Mean time HC in camera to decide sanction (hours)	1.5 -	0 -	- -	- -

<b>Rule 8</b>				
Number of Rule 8 hearings	1 0	0 -	- -	- -
Concluded with sanctions (admonishment)	1 0	0 -	- -	- -

<b>Protection of title</b>				
Concerns received	16 5	9 6	5 5	12 12
Ceases and desist letters sent	10 1	2 4	3 3	1 1
Resolved	2 3	2 2	0 0	3 3
Prosecuting commenced	1 0	0 2	0 0	0 0

	Q1	Q2	Q3	Q4
<b>PCC Review Hearing</b>				
Total cases considered	0 -	2 -	- -	- -
Conditions of Practice Order – Revoked	0 -	1 -	- -	- -
Conditions of Practice Order – Extended	-	1		

<b>Health Committee</b>				
Total cases considered	2 -	0 -	- -	- -
Conditions of Practice Order	2 -	0 -	- -	- -

<b>Health Review Hearing</b>				
Total Cases considered	-	0		
Conditions	-	0		

<b>Interim Suspension Orders IC</b>				
Applied for	3 5	3 1	4 4	3 3
Imposed	3 2	1 1	0 0	1 1
Undertaking	0 0	0 0	0 0	1 1

<b>Interim Suspension Orders PCC/HC</b>				
Applied for	3 0	0 0	0 0	0 0
Imposed	3 -	0 -	- -	- -
Undertaking	0 -	0 -	- -	- -


**New initiatives**

- April 2014: new equality and diversity form introduced to capture information about the protected characteristics of registrants going through the fitness to practise process.
- May 2014: draft Protection of Title Enforcement Policy approved for consultation. Practice notes on undertakings, evidence and expert witnesses introduced.
- June 2014: Draft UPC threshold criteria produced and considered by Osteopathic Practice Committee.
- September 2014: New case review checklist developed
- October 2014:
  - Complainant data. Paper on the information to be collected by GOsC about complainants, and draft questionnaire considered by Osteopathic Practice Committee.
  - Threshold criteria – public consultation commenced.

There have been 18 committee events taken place in this quarter. These events include substantive hearings, review hearings, ISO hearings, IC meetings, directions hearing and Registration appeals hearings.

**Regulation Department Report to Council  
1 July 2014 to 30 September 2014**

**Please note all figures in red relate to 2013-14**



**Annex A to 6**

	Q1	Q2	Q3	Q4
<b>Information Governance</b>				
FOI requests received	5 0	1 1	2	1
Responded to within 20 days	3 <sup>2</sup> 0	1 1	2	1
DPA request received	1 0	0 0	0	0
Responded to within 40 days	1 0	0 -	-	-

	Q1	Q2	Q3	Q4
<b>Indicators that case properly brought and determined</b>				
Successful application r27(2) <sup>1</sup>	0 0	0 0	0	0
Successful application r27(6) <sup>3</sup>	1 0	0 0	0	1
Successful registrant appeal	0 0	0 0	0	0
Successful Judicial reviews	0 0	0 0	0	0
PSA s29 appeal	0 0	0 0	0	0
PSA learning points	2 1	0 2	0	1
Complaints	1 0	0 0	0	0

<b>Protection of title</b>				
Convictions secured	1 0	1 0	0	0

<sup>1</sup> GOsC (Professional Conduct Committee) (Procedure) Rules 2000 – application that alleged facts are insufficient to support the allegation.

<sup>2</sup> 1 Request deemed vexatious and not responded to. 1 request responded to in 21 working days, delay due to amount of documents needing redaction.

<sup>3</sup> GOsC (Professional Conduct Committee) (Procedure) Rules 2000 – application at the close of Council’s case that no sufficient evidence has been adduced upon which the PCC could find the alleged facts proved.