

Council
16 May 2024
Registration report

Classification	Public
Purpose	To note the registration statistics for the six-months to 31 March 2024.
Issue	The paper provides an update on registration activity covering the six-month period from 01 October 2023 to 31 March 2024.
Recommendation	To note the content of the report.
Financial and resourcing implications	The primary source of income for the GOsC is from registration fees, and therefore any movement in the Register has an impact on our annual income.
Equality and diversity implications	The paper provides a range of data about our registrants which relates to equality and diversity, for example, age profile and gender balance.
Communications implications	None
Annex	Registration data
Author	Ben Chambers

Key messages from the paper:

- Following feedback from Council in November 2023 and Audit Committee in March 2024, we are presenting the revised format of the Registration report.
- Key changes to the registration report format include; the addition of graphs to key data areas, the addition of final year UK student numbers and the subsequent number of those who register with GOsC.
- At the end of March 2024 there were 5,519 osteopaths on the Register.
- The number of non-practising registrants stands at 160 at the end of March 2024.
- Nine return to practise assessments were completed in the reporting period. Sixteen registration assessments, connected to internationally qualified applicants were completed.

Background

1. The registration report to Council provides detailed information about the statistics and activities which have been undertaken within the Registration team and covers the six months from 1 October 2023 to 31 March 2024.
2. As the report had been presented in a particular format for a number of years, it was felt the format of the Registration report could be refreshed and information presented in a different way to aid Council's future thinking. There were particular suggestions around the use of data to identify any relevant trends.
3. The main changes to the format of the registration report include the addition of a number of graphs to key data areas and a new section has been inserted around final year UK student numbers and the subsequent number of those graduates who register with the GOsC, to aid Council in predicting how the Register may grow in the future.
4. A draft of this report was presented to the Audit Committee in March 2024 for their reflections and input. Members were appreciative of the updated report and their comments have been reflected in the paper presented to Council.

Recommendation: To note the content of the registration report.

Registration data

Number of registrants

1. At the end of March 2024, the Register contained 5,519 registered osteopaths.
2. The graph below outlines the number of registrants, from March 2015 to present, to give Council members an overall picture on the average growth of the register.



Gender split of registrants

3. At the end of March 2024, split by gender, the Register comprised of 2,864 female registrants (51.89%) and 2,655 male registrants (48.11%).
4. Twelve years ago (March 2012) the Register contained 4,584 osteopaths, with the female to male registrant ratio being 49:51. Over this period the Register has grown by just over 930 osteopaths and there are now a greater proportion of female registrants compared to male registrants.
5. The age breakdown of the Register at the end of March 2024 was:

Age	Total registrants	Of which	
		Practising	Non-practising
Under or equal to 30	722	697	25
31-40	1,181	1,133	48
41-50	1,405	1,370	35
51-60	1,426	1,398	28
61-70	682	661	21
71-80	95	92	3
81+	8	8	0

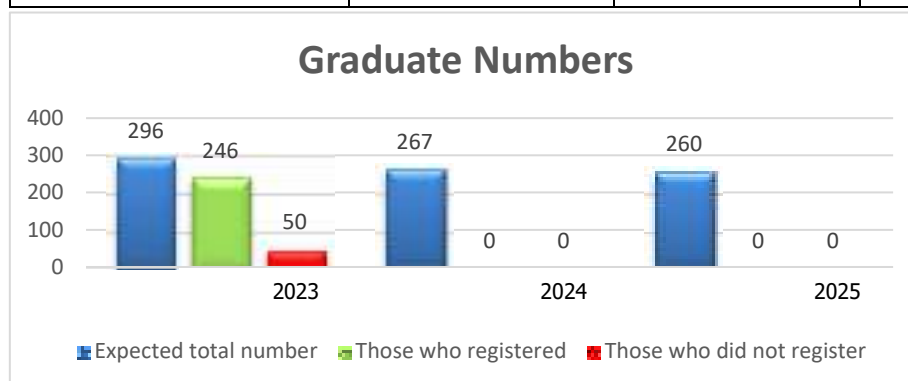
Annex to 8

6. 14% of the register are aged 61+. This is something which we need to factor into the longer term financial planning for the GOsC, as a reasonable assumption is that a fair proportion of registrants in this group may leave the Register in the next 5-10 years.

Number of final year students

7. The information set out in the table and graph below outlines the number of students we are expecting to graduate and the number of UK graduates who subsequently registered with the GOsC:

Graduation year	Graduate numbers (est)	Of which	
		Registered	Did not register
2023	296	246	50
2024	267	-	-
2025	260	-	-



8. It should be noted that the majority of UK graduates qualify and subsequently register between the months of June to October each year. Furthermore, this is a graphic which will develop over time to aid in Council's forward thinking on the number of UK qualified osteopaths who register with GOsC each year.

Entrants to the Register (01 October 2023 to 31 March 2024)

Total number of entrants to the Register	68
--	----

of which

First time applications	48
Restorations to the Register (taking a break)	20
Restorations to the Register (following FtP case)	-

of which

Annex to 8

Number of registrants living in the UK	66
Number of registrants living in the EU	1
Number of registrants living outside of the EU	1

of which

<i>Gender</i>	
Male	32
Female	36
<i>Ethnicity</i>	
Asian/Asian British	2
Black/Black British	1
Black/Caribbean	1
White/Other	4
White/White British	41
Information not supplied	19
<i>Religion</i>	
Christian	12
Jewish	1
None	21
Sikh	1
Spiritual	4
Information not supplied	29
<i>Sexual orientation</i>	
Bisexual	2
Heterosexual	40
Lesbian	1

Annex to 8

Information not supplied	25
--------------------------	----

Removals from the Register (01 October 2023 to 31 March 2024)

Total number of removals (excluding resignations, retirements and death)	19
--	----

of which, those removed for

Non-compliance with CPD	1
Non-payment of fee	11
Unacceptable professional conduct	-
Under PII Rules	7
Fraudulent application to the Register	-

9. Since the reporting of statistics to Council began, 433 registrants have been removed from the Register. The data below sub-analyses the removal from the Register data into different categories including age and gender.

Removals from the Register (age)

10. Of those registrants removed from the Register, 74% (319 registrants) were below the age of 50.

11. The age range per reason for removal is set out in the table below.

Age range	Number of registrants	Removed for fee non-payment	Removed for CPD non-compliance	Removed under FtP proceedings	Removed under PII Rules or fraudulent application
20-29	71 (17%)	49 (26%)	19 (14%)	1 (4%)	2 (4%)
30-39	131 (30%)	65 (31%)	47 (33%)	3 (12%)	16 (22%)
40-49	117 (27%)	51 (24%)	39 (28%)	9 (36%)	18 (31%)
50-59	69 (16%)	23 (12%)	28 (19%)	6 (24%)	12 (16%)
60-69	32 (7%)	8 (4%)	6 (4%)	5 (16%)	13 (22%)
70+	13 (3%)	5 (3%)	3 (2%)	2 (8%)	3 (5%)
Total	433	201	142	26	64

Annex to 8

Removals from the Register (gender)

12. The total number of registrants removed from the Register since reporting of statistics to Council began in October 2011, indicates 56:44 split between male to female registrants removed from the Register.

Gender	Number of registrants	Removed for fee non-payment	Removed for CPD non-compliance	Removed under FtP proceedings	Removed under PII Rules or fraudulent application
Male	245 (56%)	111	75	25	34
Female	188 (44%)	91	67	1	29
Total	433	202	142	26	63

Reasons for resignations (01 October 2023 to 31 March 2024)

Total number of resignations	52
------------------------------	----

of which, the reasons cited were

		Average length of registration with GOsC
Moving overseas	7	5 years
Ill health/deceased	1	21 years
Career change	6	14 years
No longer practising	-	-
Cannot afford fee	1	23 years
Taking a sabbatical	1	1 year
Family/personal reasons	1	2 years
Full-time study	-	-
Retired	9	23 years
Does not like GOsC/agree with policy	-	-

Annex to 8

No reason provided	26	9 years
--------------------	----	---------

13. The number of resignations is broadly consistent with the same period in the previous year (67 in 2023) which reflects the nature of registrations that happen monthly rather than at a single point in time.

Resignations from the Register (age) 01 October 2023 to 31 March 2024

Age range	Number of registrants	No reason provided	Retired	Career change & moving overseas	Ill health/deceased, cannot afford fee, sabbatical, family/personal reasons
20-29	6 (12%)	5 (19%)	-	1 (8%)	-
30-39	15 (29%)	7 (27%)	-	6 (46%)	2 (50%)
40-49	6 (12%)	5 (19%)	-	1 (8%)	-
50-59	15 (29%)	7 (27%)	3 (33%)	4 (30%)	1 (25%)
60-69	7 (12%)	1 (4%)	5 (56%)	1 (8%)	-
70+	3 (6%)	1 (4%)	1 (11%)	-	1 (25%)
Total	52	26	9	13	4

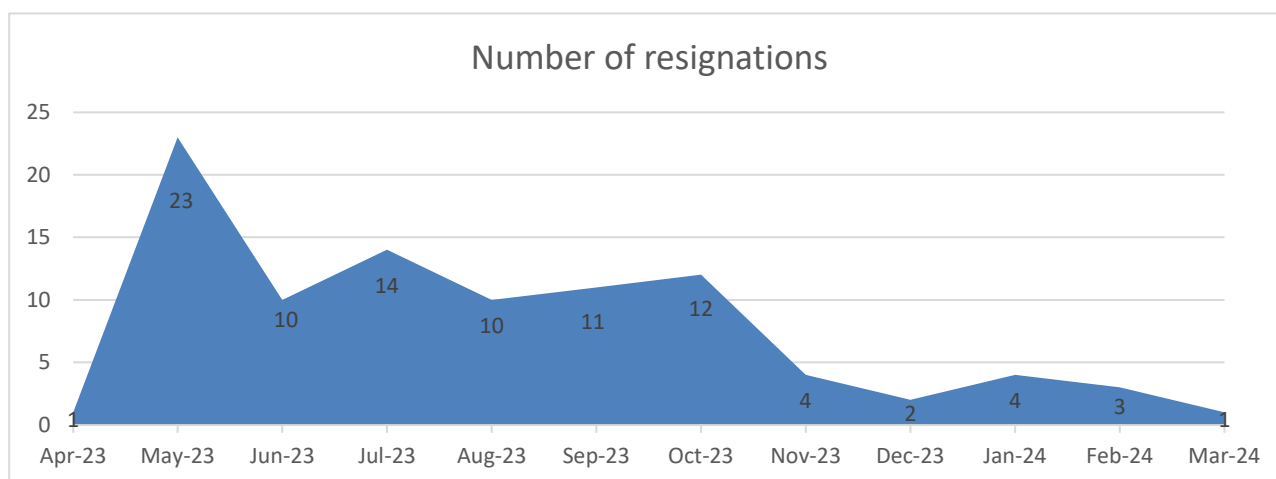
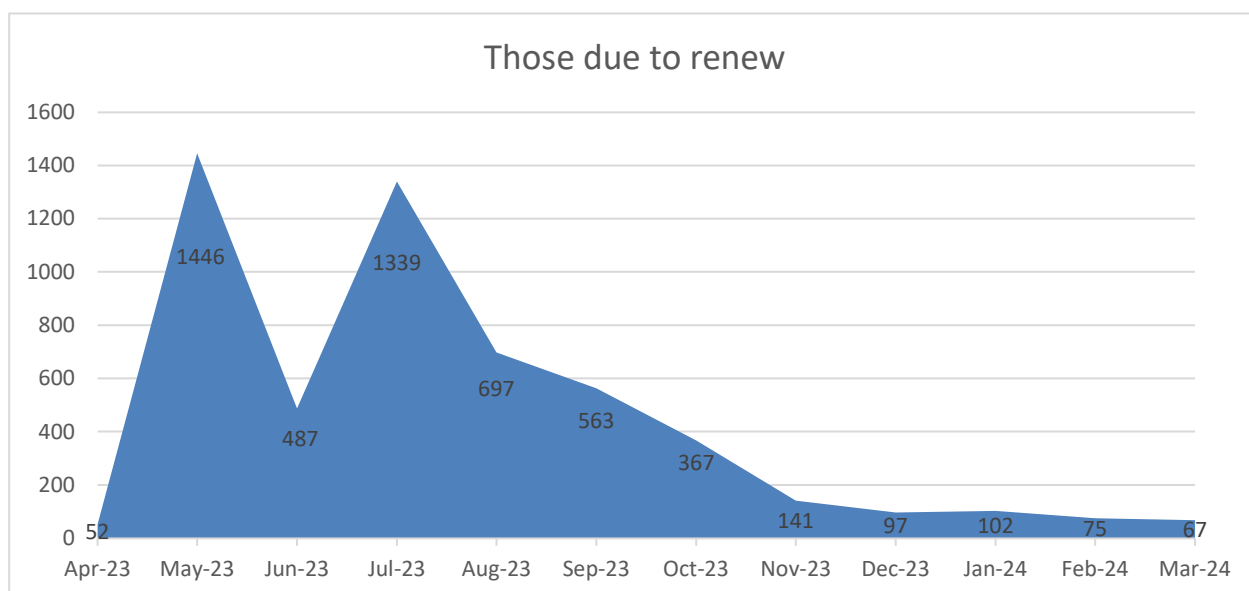
Resignations from the Register (gender) 01 October 2023 to 31 March 2024

Gender	Number of registrants	No reason provided	Retired	Career change & moving overseas	Ill health/deceased, cannot afford fee, sabbatical, family/personal reasons
Male	28 (54%)	15 (58%)	3 (33%)	7 (54%)	3 (75%)
Female	24 (46%)	11 (42%)	6 (67%)	6 (46%)	1 (25%)
Total	52	26	9	13	4

Annex to 8

Resignations from the Register (by month)

14. As the GOsC does not have one fixed date of renewal for all registrants, there are certain months in the year where more registrants will be due to renew their registration than others and we find this tends to correlate with the number of resignation requests received in those periods as well:



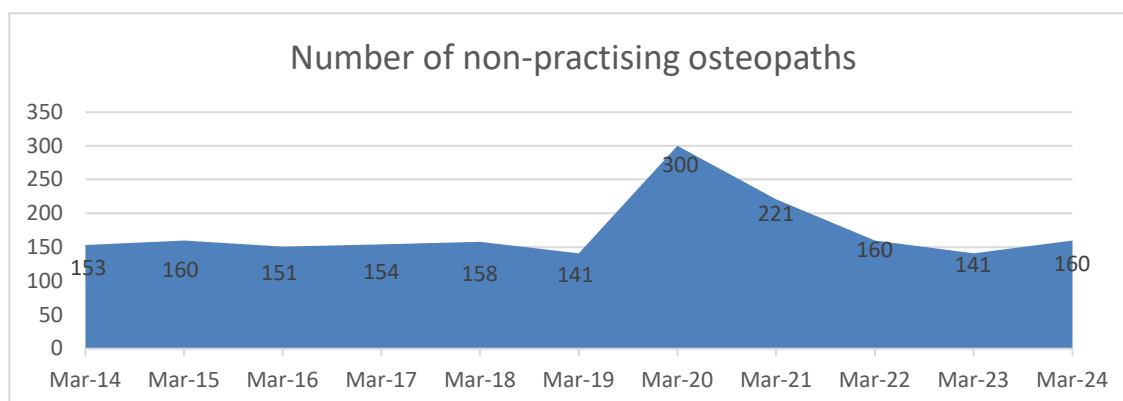
Non-practising registrants (as of 31 March 2024)

Total number of registrants who are listed as non-practising
--

160

15. Based on the statistics reported to Council since October 2011, at any one-time GOsC has on average 154 registrants who are out of clinical contact with patients. The main reason for registrants to be listed as 'non-practising' is

because of maternity leave.



Return to practice activity (01 October 2023 – 31 March 2024)

16. We offer a return to practice process to all applicants who have been away from UK practice for two years or more to support their transition back to practice. This process involves a self-assessment activity, which may then be followed by a meeting with two trained Return to Practice Reviewers.

Total number of applicants who went through the Return to Practice self-assessment process	9
--	---

International Registration Assessment activity (01 October 2023 – 31 March 2024)

17. A total of sixteen registration assessments were completed in the reporting period.

Number of Non-UK Review of Qualifications	10
Number of Further Evidence of Practice forms	4
Number of Assessments of Clinical Performance	2

18. In the year 2023-24, we conducted 46 return to practice and international registration assessments (50 in 2022-23).