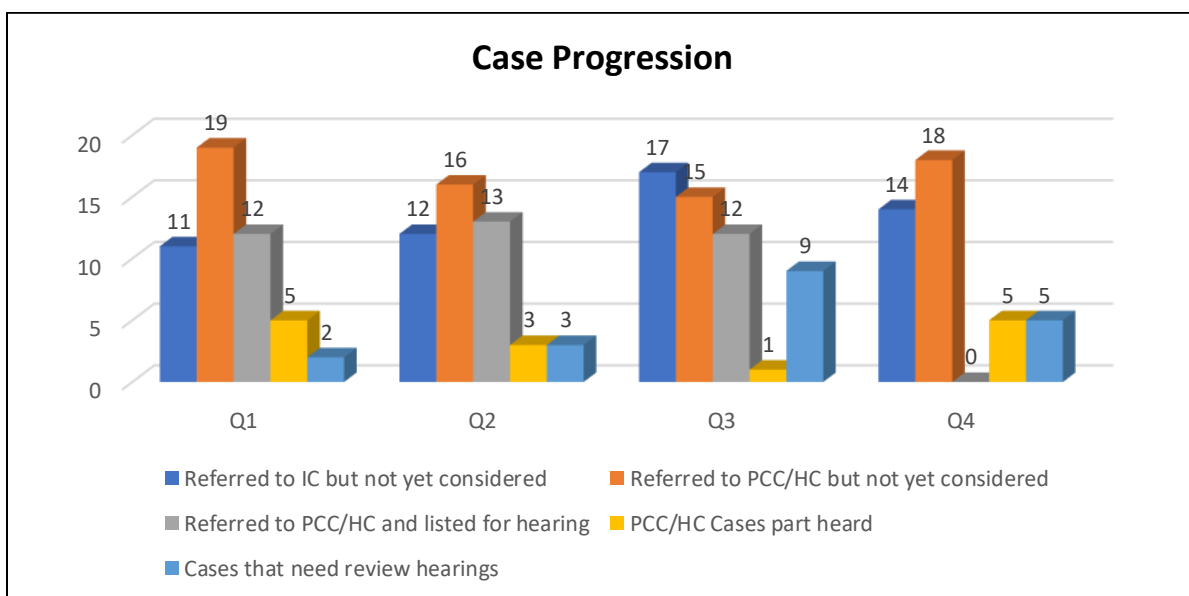


Fitness to practise dashboard 1 January to 31 March 2020

Case progression – at a glance

- The number of formal complaints open has increased on the previous quarter.
- 14 cases have been screened in and are being prepared for Investigating Committee consideration as at the end of Q4.
- 18 cases were referred to the PCC for substantive hearings.
- There were 11 cases older than 52 weeks as at the end of the quarter.
- Five cases were part heard at the end of Q4, including four joined cases which were listed to be heard across several dates in Q4 2019-2020 and Q1 2020-2021. The joint hearing for these cases has now concluded. The remaining part-heard case is listed as a virtual hearing in July 2020.



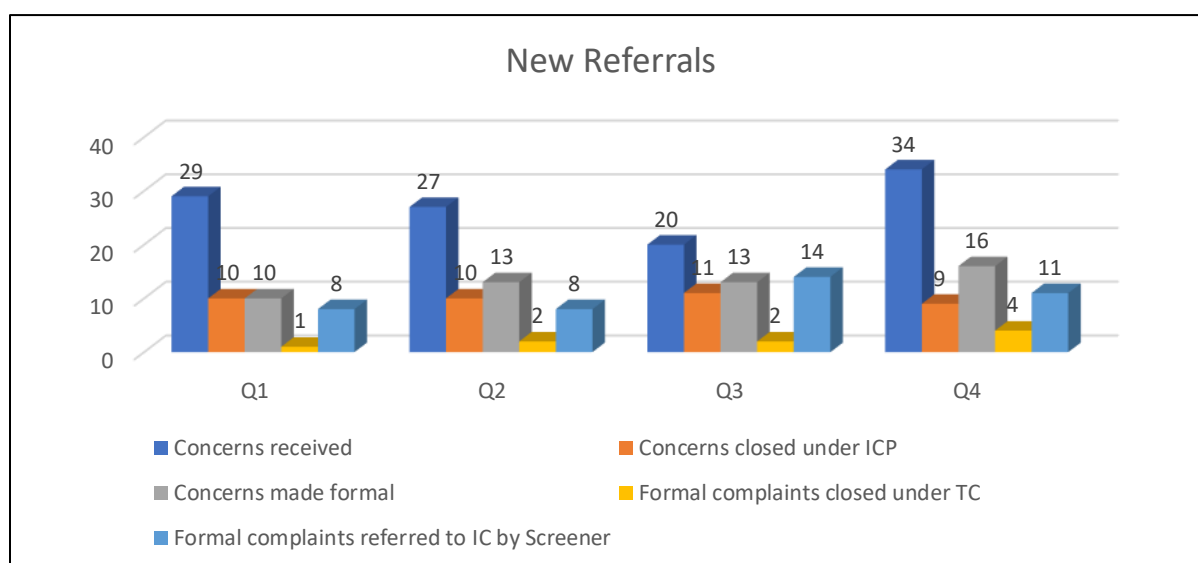
Case Progression	Q1	Q2	Q3	Q4
Formal complaints referred to IC by Screener but not yet considered (as at end of quarter)	11	12	17	14
Cases referred to PCC/HC by IC but not yet heard (as at end of quarter)	19	16	15	18
Cases referred to PCC/HC by IC and listed for hearing (as at end of quarter)	12	13	12	0
PCC/HC Cases part heard (as at end of quarter)	5	3	1	5
Formal complaints open (as at end of quarter)	39	37	37	41
Cases that need review hearings (as at end of quarter)	2	3	9	5

Age of Caseload from Date of Receipt	Q1	Q2	Q3	Q4
52 weeks – 103 weeks	11	6	7	9
104 weeks – 155 weeks	3	2	1	2

156 weeks and above	2	2	2	0
---------------------	---	---	---	---

New Referrals

- The number of concerns received in Q4 is high compared to the previous two quarters.
- The main subjects of concern in Q4 were inappropriate and/or forceful treatment, misleading advertising and marketing material and sexually motivated conduct with patients.



New Referrals	Q1	Q2	Q3	Q4
Concerns received	29	27	20	34
Concerns closed under ICP	10	10	11	9
Concerns made formal	10	13	13	16
Formal complaints closed by Screener under Threshold Criteria	1	2	2	4
Formal complaints referred to IC by Screener	8	8	14	11

Source of formal complaints	Q1	Q2	Q3	Q4
Self-referral by the registrant	1	6	2	4
Registrar's allegation	1	0	2	1
Referral by non-NHS employer	2	0	0	0
Referral by patient or service user	3	5	7	5
Referral by NHS	0	0	0	0
Referral by another registrant	3	0	0	1

Anonymous informant	0	1	0	0
Referral by another regulatory body	0	0	1	0
Any other informant	0	1	2	5
Total	10	13	14*	16

Allegations in formal complaints	Q1	Q2	Q3	Q4
Conduct	10	12	13	15
Conviction	0	0	0	1
Competency	0	0	0	0
Adjunctive therapies	0	0	0	0
Health	0	1	0	0
Total	10	0	13	16

Key Performance Indicators

- Each KPI is the length of time, measured in median weeks, from receipt of concern to decision point (i.e. screener, IC or PCC/HC decision).
- The target for Screener decisions is 9 weeks. This target was exceeded in Q4.
- The target for IC decisions is 26 weeks. This target was met in Q4.
- Just two joined cases were concluded by the PCC in this quarter. It was expected that four cases would be concluded. However, one case was adjourned by the PCC and the other had to be postponed due to the COVID-19 pandemic. Four other joined cases were part-heard in this quarter, having been listed for several hearing dates in both this quarter and the next.
- It follows from the bullet point above, that the median figure of 193 weeks from receipt to PCC decision reflects the timescale for just one hearing comprising two joined cases, both of which arose at the same time from the same complaint. These were historic cases. By contrast, the adjourned case was expected to conclude in 85 weeks from the date of receipt, and the case postponed due to Covid-19 was scheduled to conclude in 45 weeks. Had these hearings taken place this would have impacted upon the overall reported performance indicator reported in this quarter.

Performance at a glance

Case stage	Key Performance Indicator	Performance Target	Q1	Q2	Q3	Q4
Screening	Median time from receipt of concern to the screener's decision	9 weeks	8 weeks	10 weeks	9 weeks	6 weeks

Annex c1:

Investigating Committee	Median time from receipt of concern to final IC decision	26 weeks	35 weeks	24 weeks	27 weeks	26 weeks
Professional Conduct Committee	Median time from receipt of concern to final PCC decision	52 weeks	74 weeks	65 weeks	50 weeks	193 weeks*

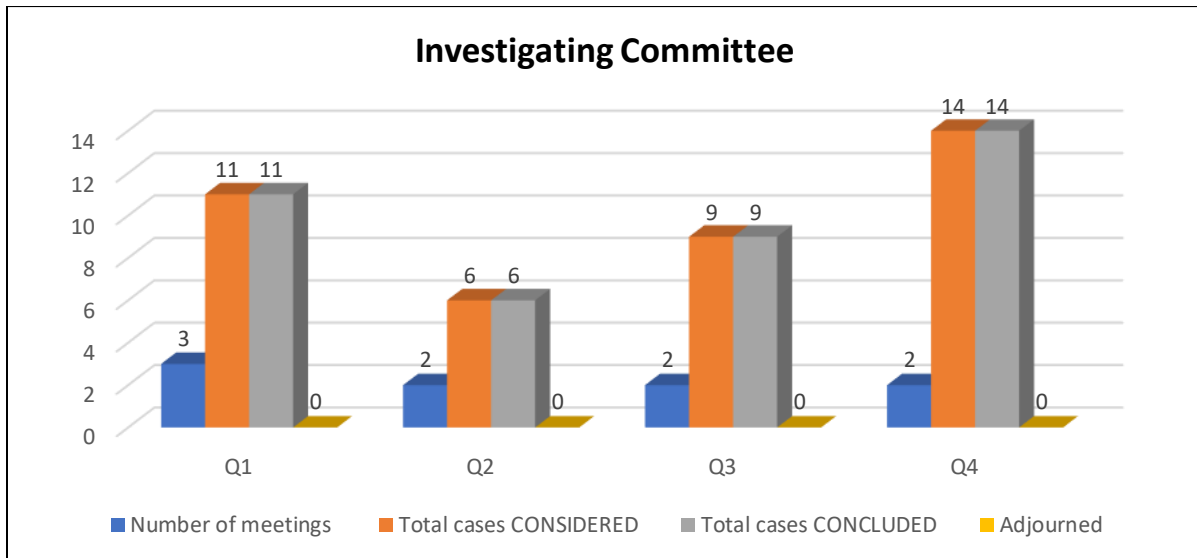
* This represents the timescale for one hearing in this quarter.

Performance in detail

Time from receipt of complaint to the screener's decision (9 weeks)	Q1	Q2	Q3	Q4
Median	8 weeks	10 weeks	9 weeks	6 weeks
Longest case	35 weeks	84 weeks	27 weeks	33 weeks
Shortest case	2 weeks	2 weeks	1 week	1 week
Time from receipt of complaint to final IC decision (26 weeks)	Q1	Q2	Q3	Q4
Median	35 weeks	24 weeks	27 weeks	26 weeks
Longest case	155 weeks	33 weeks	33 weeks	67 weeks
Shortest case	15 weeks	15 weeks	18 weeks	10 week
Time from final IC decision to final PCC decision or other final disposal of the case (26 weeks)	Q1	Q2	Q3	Q4
Median	38 weeks	46 weeks	30 weeks	38 weeks
Longest case	129 weeks	145 weeks	54 weeks	38 weeks
Shortest case	27 weeks	12 weeks	13 weeks	38 weeks
Time from receipt of referral to final PCC decision or other final disposal of the case (52 weeks)	Q1	Q2	Q3	Q4
Median	74 weeks	65 weeks	50 weeks	193 weeks
Longest case	143 weeks	128 weeks	70 weeks	193 weeks
Shortest case	52 weeks	27 weeks	30 weeks	193 weeks

Investigating Committee

- The Investigating Committee considered and concluded fourteen cases in two meetings this quarter. Ten cases were referred to the PCC and four were closed.

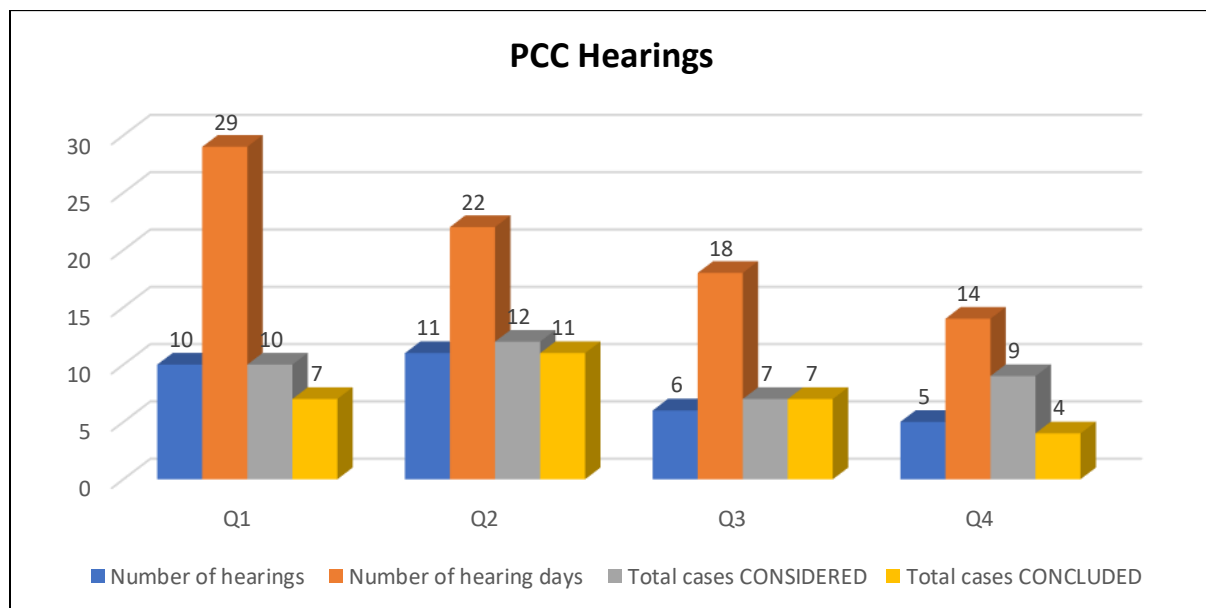


Investigating Committee Meetings	Q1	Q2	Q3	Q4
Number of meetings	3	2	2	2
Total cases CONSIDERED	11	6	9	14
Total cases CONCLUDED	11	6	9	14

Investigating Committee Decisions	Q1	Q2	Q3	Q4
No Case to Answer	3	2	5	4
No Case to Answer with advice	0	0	0	0
Referred to PCC	8	4	4	10
Referred to HC	0	0	0	0
Referred to PCC and HC	0	0	0	0
Adjourned	0	0	0	0
Stayed	0	0	0	0

Professional Conduct Committee

- In Q4 the PCC considered nine cases of which four were concluded. The concluded cases included two substantive cases and two reviews.
- Of the five adjourned cases, four were heard at a joint hearing which was listed to take place across dates in this quarter and Q1 of 2020-21. The remaining case was adjourned because the hearing took longer than anticipated at the time of listing.



Professional Conduct Committee Hearings	Q1	Q2	Q3	Q4
Number of hearings	10	11	6	5
Number of hearing days	29	22	18	14
Total cases CONSIDERED	10	12	7	9
Total cases CONCLUDED	7	11	7	4

PCC Decisions	Q1	Q2	Q3	Q4
Allegation not 'well founded'	1	6	2	0
Admonished	0	1	0	2
Conditions of Practice	0	1	0	0
Suspension	2	1	5	0
Removal	1	0	0	0
Rule 19	0	0	0	0
Adjourned	3	1	0	5

Conditions/Suspension to expire at end of order	2	1	0	2
Rule 8 Admonishment	0	0	0	0
Stayed	1	1	0	0

Health Committee

- The HC did not consider any cases in Q4.

Health Committee Hearings	Q1	Q2	Q3	Q4
Number of hearings	1	0	1	0
Number of hearing days	1	0	1	0
Total cases CONSIDERED	1	0	1	0
Total cases CONCLUDED	1	0	1	0

HC Decisions	Q1	Q2	Q3	Q4
Allegation not 'well founded'	1	0	0	0
Conditions of Practice	0	0	0	0
Suspension	0	0	1	0
Adjourned	0	0	0	0
Conditions/Suspension to expire at end of order	0	0	0	0

Interim Suspension Orders

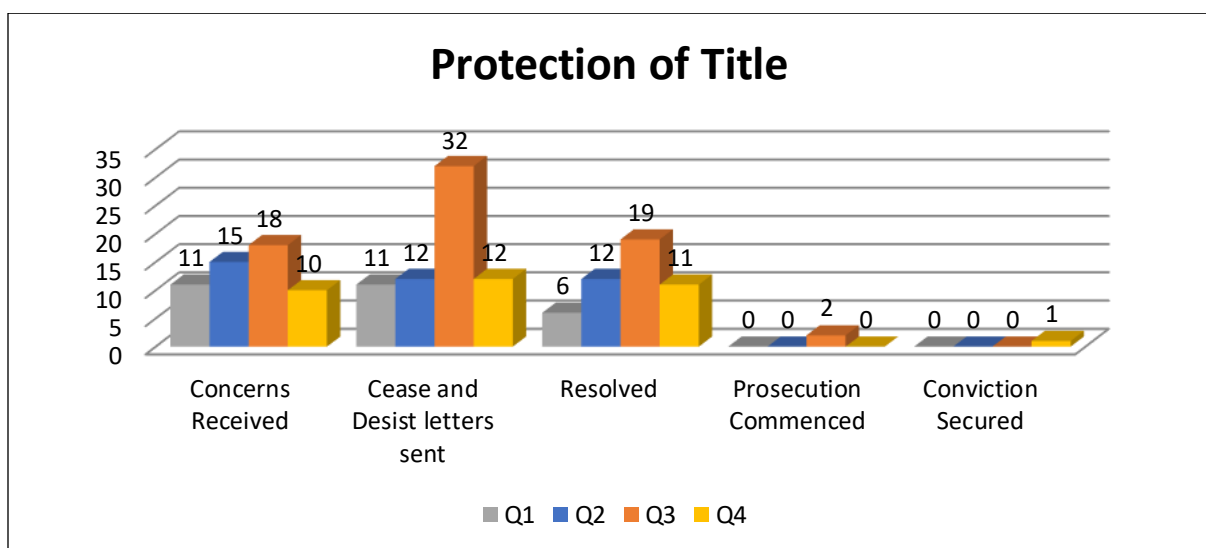
- The IC considered three interim order applications in Q4. In two cases the IC determined to impose an order. In the third case no order was imposed and undertakings were accepted.
- The PCC did not consider any interim order applications in Q4.

IC Interim Suspension Order Decisions	Q1	Q2	Q3	Q4
Applications made	1	0	1	3
Interim Suspension Order imposed	0	0	0	2
Undertaking	0	0	0	1
Median time to IC decision from receipt of referral	8 weeks	N/A	5 weeks	8 weeks
Median time to IC decision from decision that there is information indicating the need for interim order	5 weeks	N/A	5 weeks	5 weeks

PCC/HC Interim Suspension Order Decisions	Q1	Q2	Q3	Q4
Applications made	1	0	1	0
Interim Suspension Order imposed	1	0	0	0
Undertaking	0	0	0	0

Protection of Title

- There were 20 active protection of title cases as at 31 March 2020.
- The GOsC brought a successful prosecution for misuse of a protected title in Q4.
- The outcome of a second prosecution started by the GOsC will be reported to Council in due course.



Protection of Title	Q1	Q2	Q3	Q4
Concerns received	11	15	18	10
Cease and desist letters sent	11	12	32	12
Resolved	6	12	19	10
Prosecution commenced	0	0	2	0
Conviction secured	0	0	0	1

Appeals

- There were no registrant appeals in Q4.

Total number of registrant appeals in the quarter which are:	Q1	Q2	Q3	Q4
Ongoing	0	1	0	0
Opened	1	0	0	0
Concluded	2	0	1	0
Outcomes of registrant appeals against final fitness to practise decisions:	Q1	Q2	Q3	Q4
Upheld and outcome substituted	0	0	0	0
Upheld and case remitted to regulator for re-hearing	1	0	0	0
Settled by consent	0	0	1	0

Voluntary Removal

- One application for voluntary removal was received and granted in Q4.

Number of voluntary erasure/removal applications prior to FTP case being considered by an IC/CE	Q1	Q2	Q3	Q4
Received	0	0	0	1
Granted	0	0	0	1
Number of voluntary erasure/removal applications subsequent to the FTP case being considered by an IC/CE.	Q1	Q2	Q3	Q4
Received	0	0	0	0
Granted	0	0	0	0

Consensual Disposal

- No applications for consensual disposal were considered by the PCC in Q4.

Number of cases disposed of by consensual process (other than voluntary erasure/removal):	Q2	Q2	Q3	Q4
Consensual panel disposal agreement reviewed by an FTP committee	0	0	0	0
Other consensual disposal agreement	0	0	0	0
Number of cases disposed of by consensual process (including voluntary erasure/removal) by allegation type as set out in the Published Notice of Inquiry/Hearing	Q2	Q2	Q3	Q4
Misconduct/Unacceptable Professional Conduct	0	0	0	0

Annex c1:

Performance/ Professional incompetence	0	0	0	0
Ill-health	0	0	0	0
Conviction/ criminal offence	0	0	0	0
Other	0	0	0	0
Combination of two or more of the above	0	0	0	0