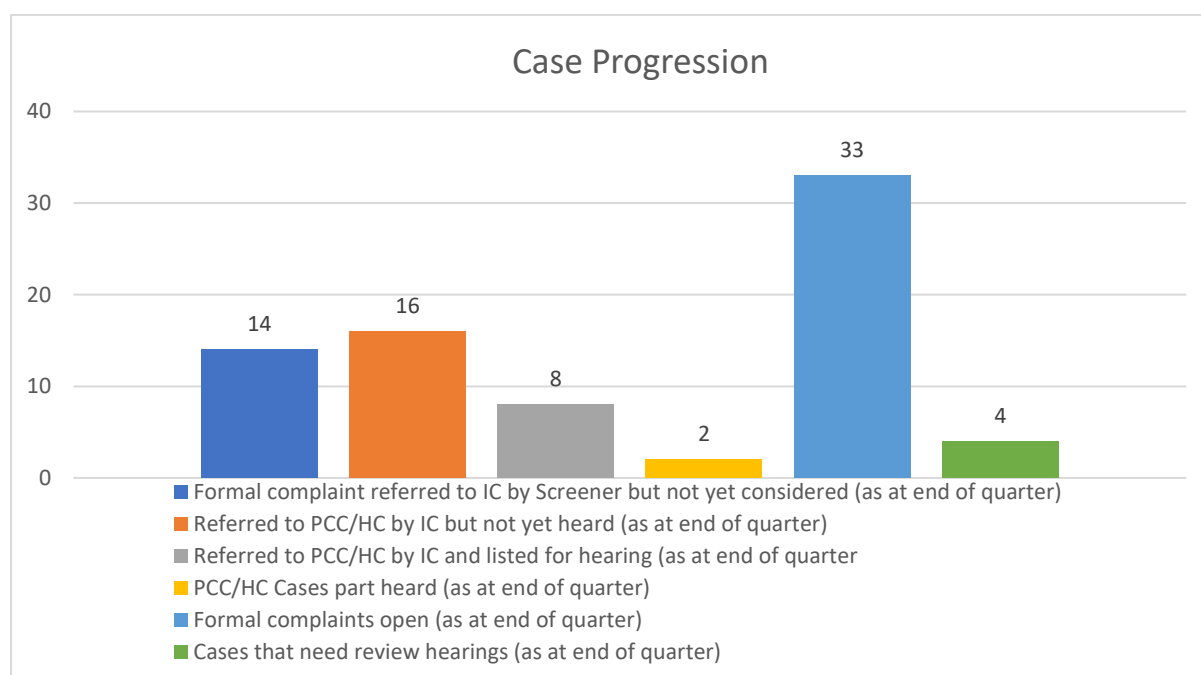


### Fitness to practise dashboard 01 April 2021 to 30 June 2021 (Q1)

#### Case progression – at a glance

- The number of complaints received has remained steady and compares with the previous quarter.
- The IC met remotely on two occasions in this quarter. It considered 4 cases of which two were closed and two referred to the PCC. This is a lower number than average and we are having to schedule an additional IC meeting in August 2021.
- There are 14 cases that have been referred to the IC by the screeners but not yet considered. Although there are 14 cases recorded at this stage, an additional IC meeting in August has been scheduled to ensure that cases are considered without further delay. Two of the cases we are awaiting police investigation to conclude and the remaining cases have only recently be referred by screeners in the last month.
- The number of live cases older than 52 weeks has reduced to nine cases.
- In this quarter, the PCC sat remotely for 4 substantive hearings, reaching a final determination in two cases, with two cases being part heard. This was due to IT difficulties in respect of all case parties and a complexity, submitted by the defence, that arose regarding our remote hearings platform 'CaseLines' – a complexity that could not have been anticipated.
- In this quarter the HC considered no cases.
- There are 16 cases referred to the PCC, 8 of which have been scheduled for hearing.
- A member of the Regulation Team has now left the GOsC towards the end of this quarter and so the recruitment process will be starting imminently.



## Annex A to 7

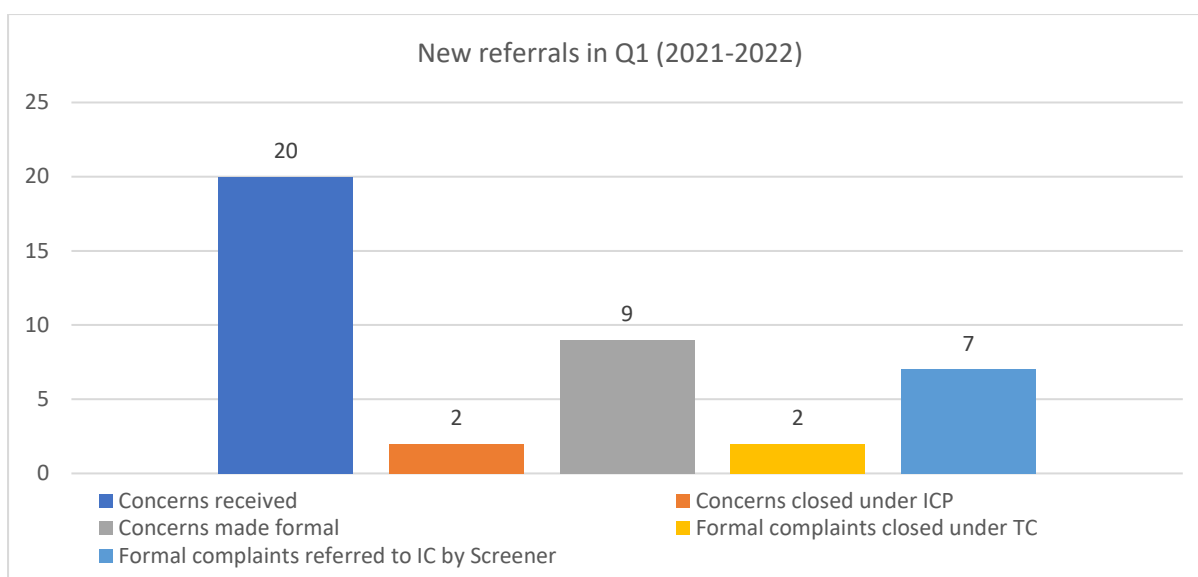
Case Progression	Q2	Q3	Q4	Q1
Formal complaint referred to IC by Screener but not yet considered (as at end of quarter)	11	10	11	14
Referred to PCC/HC by IC but not yet heard (as at end of quarter)	19	11	16	16
Referred to PCC/HC by IC and listed for hearing (as at end of quarter)	8	8	6	8
PCC/HC Cases part heard (as at end of quarter)	3	2	1	2
Formal complaints open (as at end of quarter)	32	34	28	31
Cases that need review hearings (as at end of quarter)	5	3	3	4

Age of Caseload from Date Received	Q2	Q3	Q4	Q1
52 weeks – 103 weeks	11	11	10	7
104 weeks – 155 weeks	0	0	0	2
156 weeks and above	1	1	0	0

### New Referrals

- The number of referrals received in Q1, 20 in total, has remained similar to the previous quarter. This figure, it is noted, is comparable to the referrals received in Q1 in 2020, before the pandemic started.
- The number of cases closed under the Initial Closure Procedure (ICP) has reduced significantly over the last quarter. This is reflective of the high number of cases considered by screeners in the previous quarter (the highest in recent years) which in turn assisted the overall caseload to decrease at the start of Q1. As a result, significantly less cases were considered by screeners over Q1.

## Annex A to 7



New referrals	Q2	Q3	Q4	Q1
Concerns received	25	18	19	20
Concerns closed under ICP	11	7	18	2
Concerns made formal	9	9	13	9
Formal complaints closed under TC	2	7	7	2
Formal complaints referred to IC by Screener	11	6	4	7

Source of formal complaints	Q2	Q3	Q4	Q1
Self-referral by the registrant	2	0	2	1
Registrar's allegation	0	2	5	1
Non-NHS employer	1	0	0	0
Patient or service user	4	6	6	10
NHS	0	0	0	0
Another registrant	2	0	0	1
Anonymous informant	0	0	0	0
Another regulatory body	0	0	0	0
Any other informant	0	1	0	7
Total	9	9	13	20

Allegations in formal complaints	Q2	Q3	Q4	Q1
Conduct	9	8	12	9
Conviction	0	1	1	0
Competency	1	0	0	0
Adjunctive therapies	0	0	0	0
Health	0	0	0	0
Total	10*	9	13	9

\* 9 cases were made formal in Q2 2020-2021; however, one case raised both conduct and competency issues, hence 10 allegations in formal complaints in Q2.

### Key Performance Indicators

- The Screener KPI was met for this quarter.
- The IC KPI was not met this quarter. Four cases were considered by the IC in this quarter, one of which was impacted by a police investigation and two are older cases impacted by the pandemic and difficulties collating investigative documentation. Whilst the number of cases considered was lower in this quarter, we are now scheduling an additional IC meeting in August 2021 to enable the timely consideration of cases.
- The PCC KPI was missed in this quarter. This is due to the continuing impact of the postponement of all substantive PCC hearings in Q2 2020 and has had an effect on scheduling since. The legacy of this is likely to continue to affect our performance against the PCC KPI as we continue to conclude these cases but also those newer cases being progressed through the system, of which some were affected by the complexities of progressing investigations during a pandemic.
- There have been no Interim Order hearings held in this quarter.

### *Performance at a glance*

Case stage	Key Performance Indicator	Performance Target	Q2	Q3	Q4	Q1
Screening	Median time from receipt of concern to the screener's decision	9 weeks	9 weeks	11 weeks	9 weeks	9 weeks
Investigating Committee	Median time from receipt of concern to final IC decision	26 weeks	28 weeks	35 weeks	25 weeks	55 weeks
Professional Conduct Committee	Median time from receipt of concern to final PCC decision	52 weeks	60 weeks	63 weeks	66 weeks	79 weeks

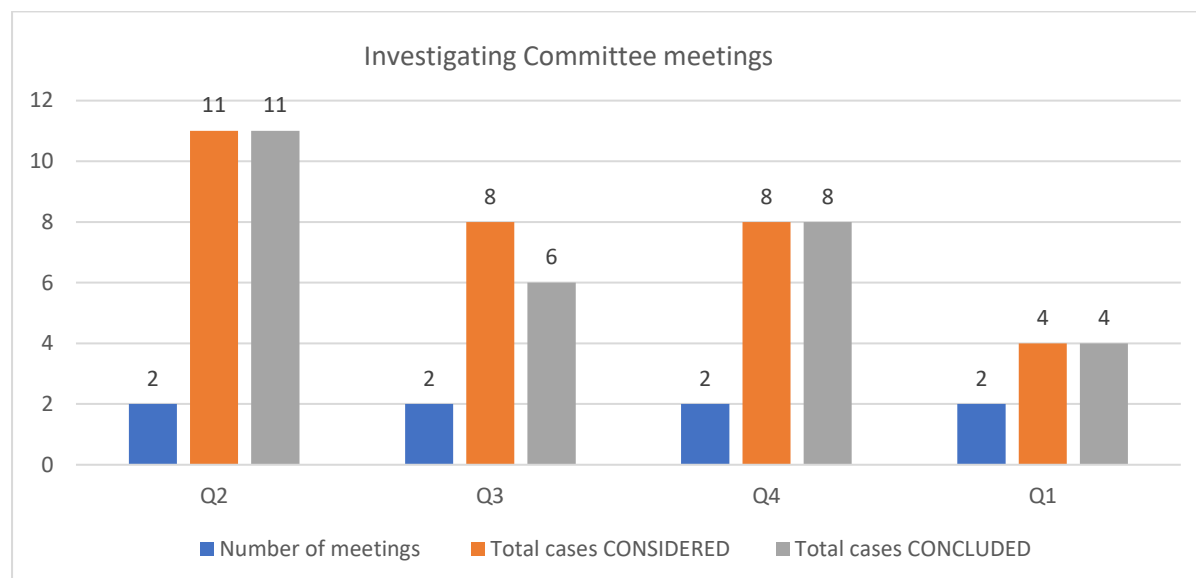
## Annex A to 7

### *Performance in detail*

Time from receipt of complaint to the screener's decision (9 weeks)	Q2	Q3	Q4	Q1
Median	9 weeks	11 weeks	9 weeks	9 weeks
Longest case	58 weeks	34 weeks	68 weeks	21 weeks
Shortest case	2 weeks	2 weeks	0 weeks	1 week
Time from receipt of complaint to final IC decision (26 weeks)	Q2	Q3	Q4	Q1
Median	28 weeks	35 weeks	25 weeks	55 weeks
Longest case	69 weeks	54 weeks	33 weeks	80 weeks
Shortest case	9 weeks	17 weeks	15 weeks	23 weeks
Time from final IC decision to final PCC decision or other final disposal of the case (26 weeks)	Q2	Q3	Q4	Q1
Median	30 weeks	41 weeks	49 weeks	44 weeks
Longest case	54 weeks	97 weeks	136 weeks	61 weeks
Shortest case	24 weeks	31 weeks	31 weeks	27 weeks
Time from receipt of referral to final PCC decision or other final disposal of the case (52 weeks)	Q2	Q3	Q4	Q1
Median	60 weeks	63 weeks	77 weeks	79 weeks
Longest case	110 weeks	107 weeks	196 weeks	82 weeks
Shortest case	49 weeks	50 weeks	54 weeks	75 weeks
Median time to interim order committee decision:	Q2	Q3	Q4	Q1
From receipt of referral	N/A	6 weeks	6 weeks	N/A
From decision that there is information indicating the need for an interim order	N/A	3 weeks	5 weeks	N/A

## Investigating Committee

- The IC considered and concluded four cases this quarter. Two were referred to the PCC and two were closed with no further action.



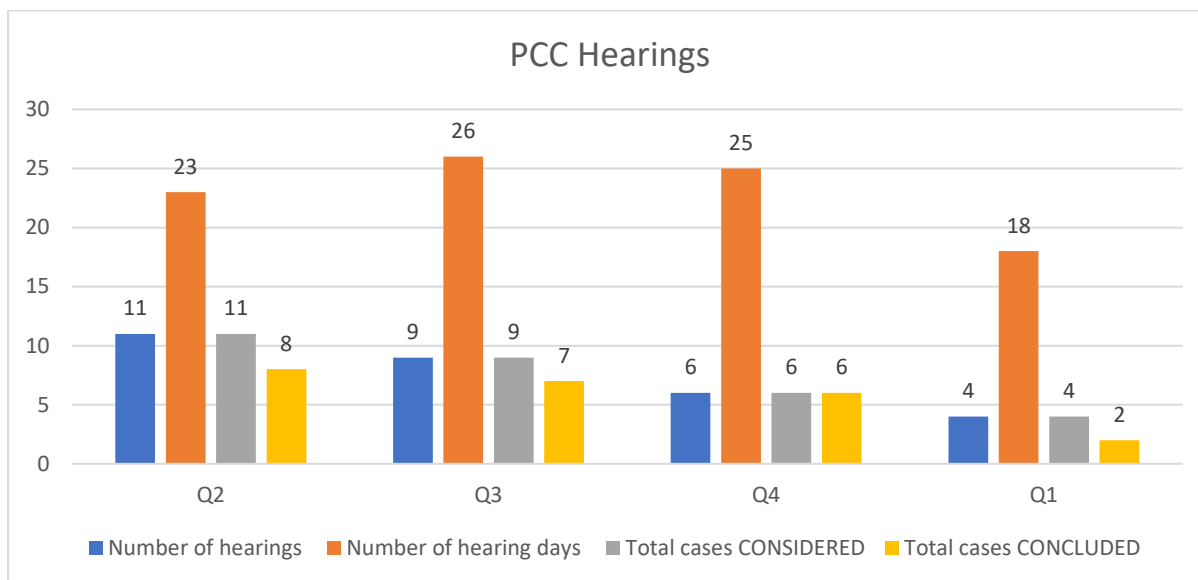
Investigating Committee Decisions	Q2	Q3	Q4	Q1
No Case to Answer	8	3	2	2
No Case to Answer with advice	1	0	0	0
Referred to PCC	2	3	6	2
Referred to HC	0	0	0	0
Referred to PCC and HC	0	0	0	0
Adjourned	0	2	0	0
Stayed	0	0	0	0

## Professional Conduct Committee

- In Q1 the PCC considered, and concluded, four substantive cases.
- We have found that hearings conducted remotely take additional time to complete due to factors such as the impact of technical or internet connection issues and the need for more frequent breaks for participants. Initially, without prior experience of running remote hearings, it was challenging to accurately estimate how much additional time would be necessary. This is something we are now better able to estimate.
- The number of hearing days has maintained at a healthy, and steady, figure from Q2 and throughout the pandemic. This is due to the ability to hold remote hearings.

## Annex A to 7

Professional Conduct Committee Hearings	Q2	Q3	Q4	Q1
Number of hearings	11	9	6	4
Number of hearing days	23	26	25	18
Total cases CONSIDERED	11	9	6	4
Total cases CONCLUDED	8	7	6	2



PCC Decisions	Q2	Q3	Q4	Q1
Allegation not 'well founded'	3	2	0	1
Admonished	1	3	3	0
Conditions of Practice	0	0	1	1
Suspension	1	0	3	0
Removal	0	1	0	0
Rule 19	0	0	0	0
Adjourned	3	0	0	0
Conditions/Suspension to expire at end of order	1	0	0	0
Rule 8 Admonishment	2	0	0	0
Stayed	0	0	0	0

### Health Committee

- The Health Committee considered no cases this quarter.

## Interim Suspension Orders

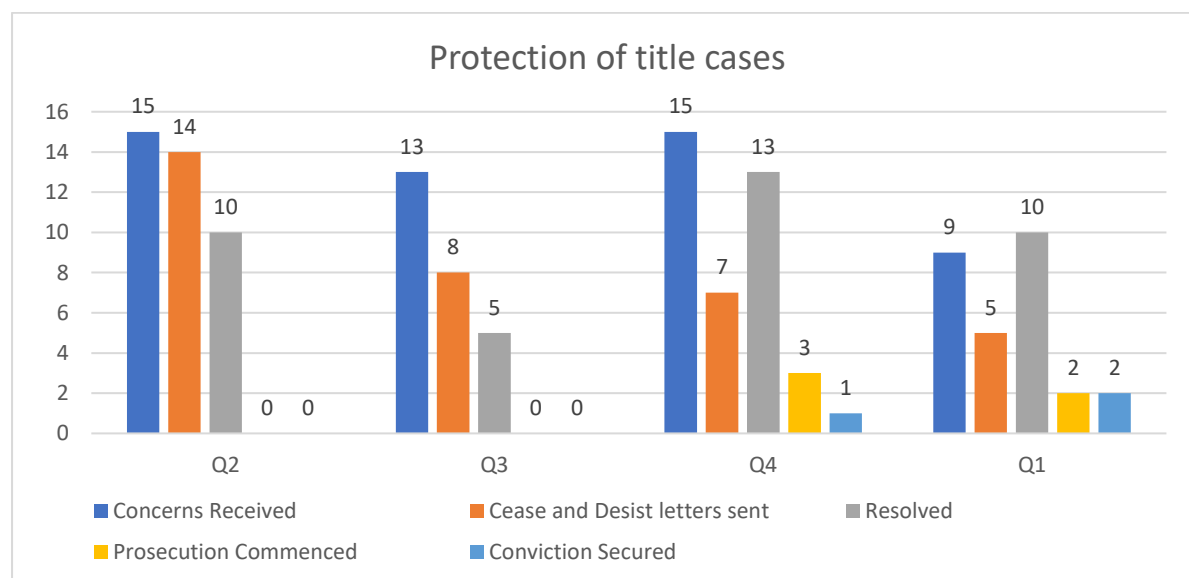
- The IC and PCC considered no cases this quarter.

IC Interim Suspension Order Decisions	Q2	Q3	Q4	Q1
Applications made	0	3	2	0
Interim Suspension Order imposed	0	0	1	0
Undertaking	0	0	1	0
Median time to IC decision from receipt of referral	N/A	6 weeks	6 weeks	N/A
Median time to IC decision from decision that there is information indicating the need for interim order	N/A	3 weeks	5 weeks	N/A

PCC/HC Interim Suspension Order Decisions	Q2	Q3	Q4	Q1
Applications made	0	0	0	0
Interim Suspension Order imposed	0	0	0	0
Undertaking	0	0	0	0

## Protection of Title

- There were 28 active Section 32 investigations as at 30 June 2021.
- Two prosecutions commenced in this quarter and in both cases a conviction was secured





## Annex A to 7

Protection of Title	Q2	Q3	Q4	Q1
Concerns Received	15	13	15	9
Cease and Desist letters sent	14	8	7	5
Resolved	10	5	13	10
Prosecution Commenced	0	0	3	2
Conviction Secured	0	0	1	2

### Appeals

- No appeals commenced against decisions of the PCC in this quarter.

Total number of registrant appeals in the quarter which are:	Q2	Q3	Q4	Q1
Ongoing	0	2	1	0
Opened	2	2	0	0
Concluded	0	0	1	0
Outcomes of registrant appeals against final fitness to practise decisions:	Q2	Q3	Q4	Q1
Upheld and outcome substituted	0	1	0	0
Upheld and case remitted to regulator for re-hearing	0	0	0	0
Settled by consent	0	0	0	0

### Voluntary Removal

- There were no applications for voluntary removal received in this quarter.

Number of voluntary erasure/removal applications: Subsequent to the FTP case being considered by an IC.	Q2	Q3	Q4	Q1
Received	0	0	0	0
Granted	0	0	0	0