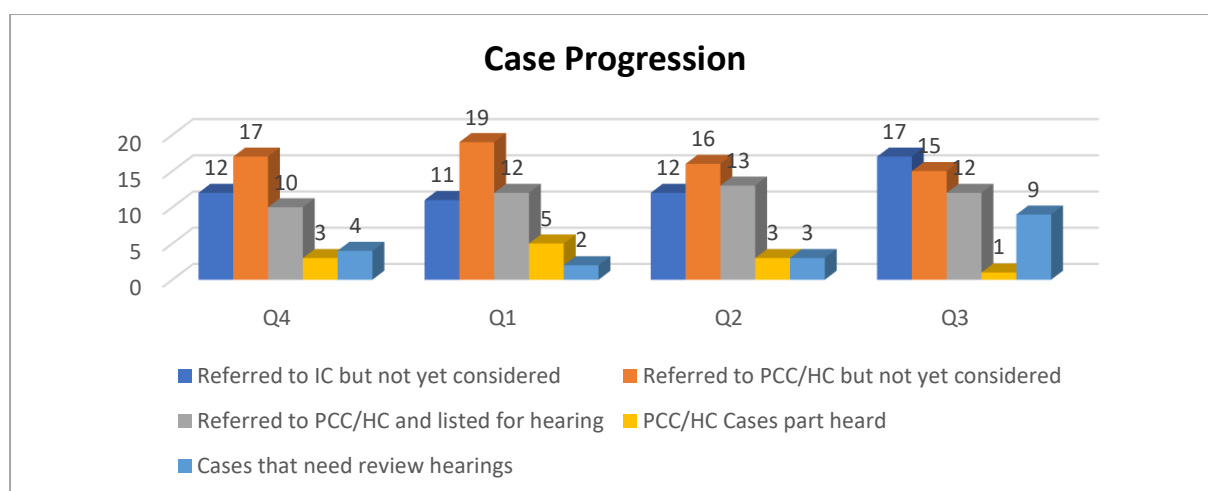


Fitness to practise dashboard 1 October 2019 to 31 December 2019

Case progression – at a glance

- The number of formal complaints open as at the end of the quarter remains consistent with the previous quarter.
- 17 cases have been screened in and are being prepared for Investigating Committee consideration as at the end of Q3.
- 15 cases have been referred to the PCC and are being prepared for substantive hearings. Of these, 12 are listed for hearings. The remaining three cases were referred to the PCC in December 2019 and listing will commence once these cases have been served on the Registrant, in accordance with the Standard Case Directions.
- There were 10 cases older than 52 weeks as at the end of the quarter.
- There was one case part-heard at the end of Q3. This case was postponed following a successful joinder application being made to the PCC on behalf of the registrant. The case is now one of five joined cases listed to be heard together across dates in the next two quarters.

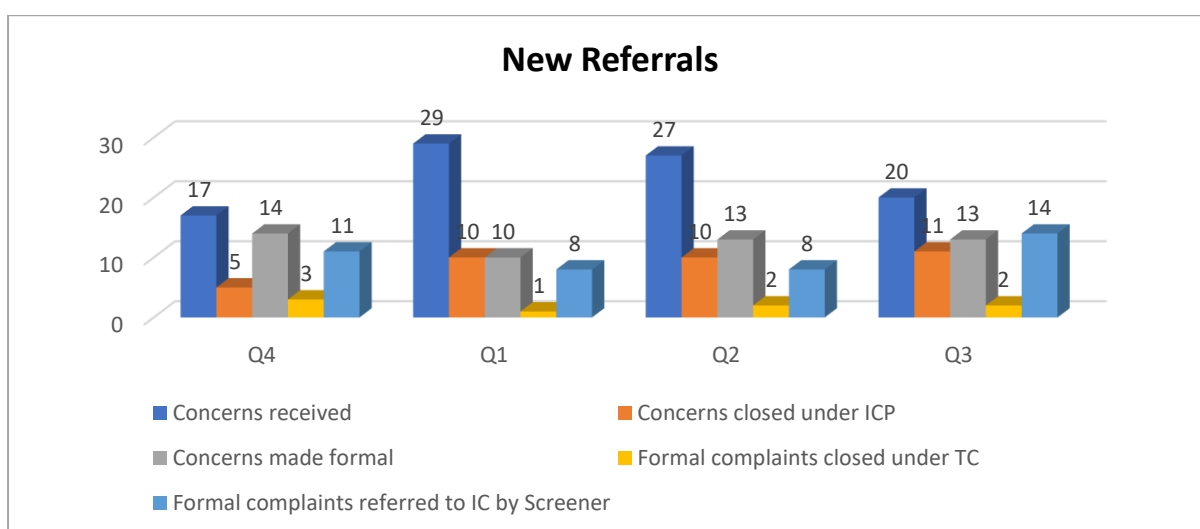


Case Progression	Q4	Q1	Q2	Q3
Formal complaints referred to IC by Screener but not yet considered (as at end of quarter)	12	11	12	17
Cases referred to PCC/HC by IC but not yet heard (as at end of quarter)	17	19	16	15
Cases referred to PCC/HC by IC and listed for hearing (as at end of quarter)	10	12	13	12
PCC/HC Cases part heard (as at end of quarter)	3	5	3	1
Formal complaints open (as at end of quarter)	38	39	37	37
Cases that need review hearings (as at end of quarter)	4	2	3	9

Age of Caseload from Date of Receipt	Q4	Q1	Q2	Q3
52 weeks – 103 weeks	7	11	6	7
104 weeks – 155 weeks	4	3	2	1
156 weeks and above	0	2	2	2

New Referrals

- The number of concerns received in Q3 has reduced compared to the previous two quarters but remains high.
- The main subjects of concern in Q3 were inappropriate and/or forceful treatment, and inappropriate comments and/or conduct during treatment sessions.
- No concerns about a failure to maintain professional indemnity insurance were received in this quarter.
- All formal complaints in Q3 related to unacceptable professional conduct.



New Referrals	Q4	Q1	Q2	Q3
Concerns received	17	29	27	20
Concerns closed under ICP	5	10	10	11
Concerns made formal	14	10	13	13
Formal complaints closed by Screener under Threshold Criteria	3	1	2	2
Formal complaints referred to IC by Screener	11	8	8	14

Annex A to 7

Source of formal complaints	Q4	Q1	Q2	Q3
Self-referral by the registrant	1	1	6	2
Registrar's allegation	1	1	0	2
Referral by non-NHS employer	0	2	0	0
Referral by patient or service user	8	3	5	7
Referral by NHS	0	0	0	0
Referral by another registrant	0	3	0	0
Anonymous informant	2	0	1	0
Referral by another regulatory body	0	0	0	1
Any other informant	2	0	1	2
Total	14	10	13	14*

NB: 13 cases were made formal; however, one case was referred to GOsC by two different sources, hence 14 sources of formal complaints received in Q3.

Allegations in formal complaints	Q4	Q1	Q2	Q3
Conduct	13	10	12	13
Conviction	0	0	0	0
Competency	0	0	0	0
Adjunctive therapies	0	0	0	0
Health	1	0	1	0
Total	14	10	0	13

Key Performance Indicators

- Each KPI is the length of time, measured in median weeks, from receipt of concern to decision point (i.e. screener, IC or PCC/HC decision).
- The new target for Screener decisions is 9 weeks. This target was met in Q3.
- The new target for IC decisions is 26 weeks. This target was missed by one week in Q2.
- The target for PCC decisions is 52 weeks. Our performance was better than the target in Q3 (50 weeks).
- One health case was considered in Q3. This case concluded in 127 weeks. This case was placed on hold to allow for the conclusion of a connected UPC case before the PCC.

Performance at a glance

Case stage	Key Performance Indicator	Performance Target	Q4	Q1	Q2	Q3
Screening	Median time from receipt of concern to the screener's decision	9 weeks	18 weeks	8 weeks	10 weeks	9 weeks
Investigating Committee	Median time from receipt of concern to final IC decision	26 weeks	20 weeks	35 weeks	24 weeks	27 weeks
Professional Conduct Committee	Median time from receipt of concern to final PCC/HC decision	52 weeks	75 weeks	74 weeks	65 weeks	50 weeks
Health Committee	Median time from receipt of concern to final PCC/HC decision	52 weeks	N/A	38 weeks	N/A	127 weeks

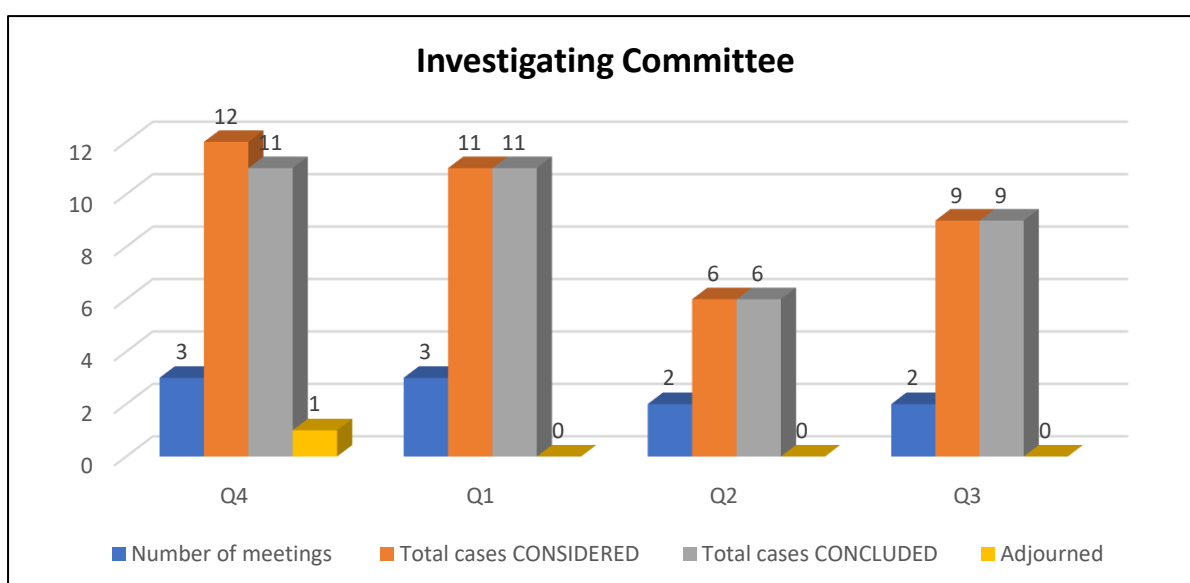
Performance in detail

Time from receipt of complaint to the screener's decision (9 weeks)	Q4	Q1	Q2	Q3
Median	18 weeks	8 weeks	10 weeks	9 weeks
Longest case	145 weeks	35 weeks	84 weeks	27 weeks
Shortest case	4 weeks	2 weeks	2 weeks	1 week
Time from receipt of complaint to final IC decision (26 weeks)	Q4	Q1	Q2	Q3
Median	20 weeks	35 weeks	24 weeks	27 weeks
Longest case	241 weeks	155 weeks	33 weeks	33 weeks
Shortest case	9 weeks	15 weeks	15 weeks	18 weeks
Time from final IC decision to final PCC decision or other final disposal of the case (26 weeks)	Q4	Q1	Q2	Q3
Median	30 weeks	38 weeks	46 weeks	30 weeks
Longest case	69 weeks	129 weeks	145 weeks	54 weeks
Shortest case	15 weeks	27 weeks	12 weeks	13 weeks

Time from receipt of referral to final PCC decision or other final disposal of the case (52 weeks)	Q4	Q1	Q2	Q3
Median	75 weeks	74 weeks	65 weeks	50 weeks
Longest case	146 weeks	143 weeks	128 weeks	70 weeks
Shortest case	22 weeks	52 weeks	27 weeks	30 weeks

Investigating Committee

- The Investigating Committee considered and concluded nine cases in two meetings this quarter. Four cases were referred to the PCC and five were closed.



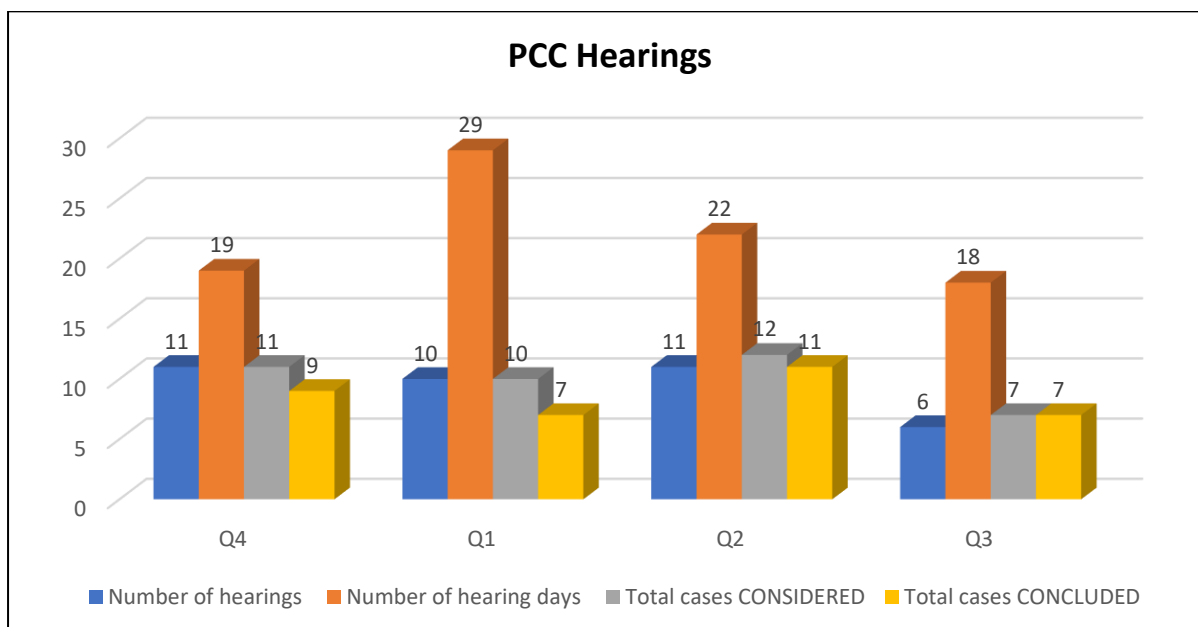
Investigating Committee Meetings	Q4	Q1	Q2	Q3
Number of meetings	3	3	2	2
Total cases CONSIDERED	12	11	6	9
Total cases CONCLUDED	11	11	6	9

Investigating Committee Decisions	Q4	Q1	Q2	Q3
No Case to Answer	3	3	2	5
No Case to Answer with advice	0	0	0	0
Referred to PCC	7	8	4	4
Referred to HC	0	0	0	0
Referred to PCC and HC	0	0	0	0

Adjourned	1	0	0	0
Stayed	1	0	0	0

Professional Conduct Committee

- In Q3 the PCC considered and concluded 7 cases. No cases were adjourned.



Professional Conduct Committee Hearings	Q4	Q1	Q2	Q3
Number of hearings	11	10	11	6
Number of hearing days	19	29	22	18
Total cases CONSIDERED	11	10	12	7
Total cases CONCLUDED	9	7	11	7

PCC Decisions	Q4	Q1	Q2	Q3
Allegation not 'well founded'	3	1	6	2
Admonished	1	0	1	0
Conditions of Practice	0	0	1	0
Suspension	1	2	1	5
Removal	2	1	0	0
Rule 19	0	0	0	0
Adjourned	2	3	1	0
Conditions/Suspension to expire at end of order	2	2	1	0

Rule 8 Admonishment	0	0	0	0
Stayed	0	1	1	0

Health Committee

- The HC considered and concluded one case in Q3.

Health Committee Hearings	Q4	Q1	Q2	Q3
Number of hearings	0	1	0	1
Number of hearing days	0	1	0	1
Total cases CONSIDERED	0	1	0	1
Total cases CONCLUDED	0	1	0	1

HC Decisions	Q4	Q1	Q2	Q3
Allegation not 'well founded'	0	1	0	0
Conditions of Practice	0	0	0	0
Suspension	0	0	0	1
Adjourned	0	0	0	0
Conditions/Suspension to expire at end of order	0	0	0	0

Interim Suspension Orders

- The IC considered one interim order application in Q3. No order was made.
- The PCC considered one interim order application in Q3. Again, no order was made.

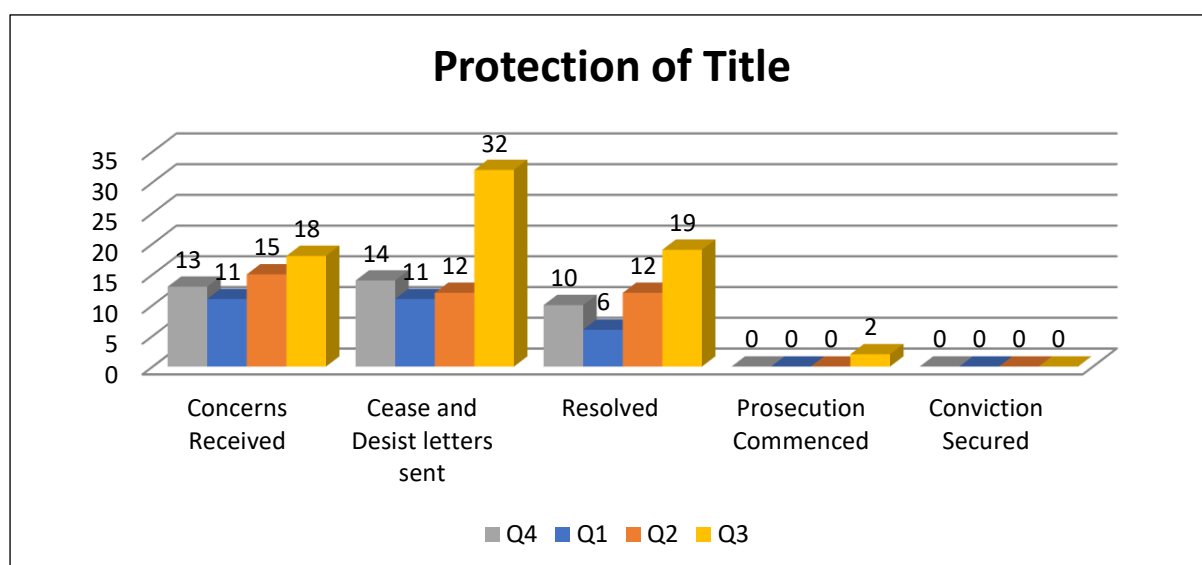
IC Interim Suspension Order Decisions	Q4	Q1	Q2	Q3
Applications made	0	1	0	1
Interim Suspension Order imposed	0	0	0	0
Undertaking	0	0	0	0
Median time to IC decision from receipt of referral	N/A	8 weeks	N/A	5 weeks
Median time to IC decision from decision that there is information indicating the need for interim order	N/A	5 weeks	N/A	5 weeks

PCC/HC Interim Suspension Order Decisions	Q4	Q1	Q2	Q3
Applications made	1	0	0	1
Interim Suspension Order imposed	1	0	0	0
Undertaking	0	0	0	0

HC Interim Suspension Order DECISIONS	Q4	Q1	Q2	Q3
Applications made	1	0	0	0
Interim Suspension Order Imposed	1	0	0	0
Undertaking	0	0	0	0

Protection of Title

- There are 22 active protection of title cases as at 31 December 2019.
- Two prosecutions for misuse of a protected title were commenced in Q3. The outcomes of these prosecutions will be reported to Council in due course.



Protection of Title	Q4	Q1	Q2	Q3
Concerns received	13	11	15	18
Cease and desist letters sent	14	11	12	32
Resolved	10	6	12	19
Prosecution commenced	0	0	0	2
Conviction secured	0	0	0	0

Appeals

- One registrant appeal was settled by consent in Q3.

Total number of registrant appeals in the quarter which are:	Q4	Q1	Q2	Q3
Ongoing	2	0	1	0
Opened	0	1	0	0
Concluded	0	2	0	1
Outcomes of registrant appeals against final fitness to practise decisions:	Q4	Q1	Q2	Q3
Upheld and outcome substituted	0	0	0	0
Upheld and case remitted to regulator for re-hearing	0	1	0	0
Settled by consent	0	0	0	1

Voluntary Removal

- No applications for voluntary removal were received or granted in Q3.

Number of voluntary erasure/removal applications prior to FTP case being considered by an IC/CE	Q4	Q1	Q2	Q3
Received	1	0	0	0
Granted	1	0	0	0
Number of voluntary erasure/removal applications subsequent to the FTP case being considered by an IC/CE.	Q4	Q1	Q2	Q3
Received	0	0	0	0
Granted	0	0	0	0
Number of voluntary erasure/removal applications granted by decision maker:	Q4	Q1	Q2	Q3
Registrar	1	0	0	0
Case Examiner/Investigating Committee	N/A	N/A	N/A	N/A
FTP Committee	N/A	N/A	N/A	N/A

Consensual Disposal

- No applications for consensual disposal were considered by the PCC in Q3.

Number of cases disposed of by consensual process (other than voluntary erasure/removal):	Q2	Q2	Q2	Q3
Consensual panel disposal agreement reviewed by an FTP committee	0	0	0	0
Other consensual disposal agreement	0	0	0	0
Number of cases disposed of by consensual process (including voluntary erasure/removal) by allegation type as set out in the Published Notice of Inquiry/Hearing	Q2	Q2	Q2	Q3
Misconduct/Unacceptable Professional Conduct	0	0	0	0
Performance/ Professional incompetence	0	0	0	0
Ill-health	0	0	0	0
Conviction/ criminal offence	0	0	0	0
Other	0	0	0	0
Combination of two or more of the above	0	0	0	0