

Fitness to practise dashboard 1 October 2021 to 31 December 2021 (Q3)

Case progression – at a glance

- The number of complaints has decreased (14) compared to the previous quarter and is slightly lower in comparison to the number of concerns received in Q3 2020-2021 (18 concerns).
- The IC met remotely on four occasions and considered 11 cases. This represents a 50% increase in the number meetings convened and the number of cases considered in Q2 (2021-2022). All 11 cases were considered and concluded by the IC.
- There are 23 cases that have been referred to the IC by screeners but not yet considered. Nine of the cases (39%) at the IC stage were referred to the IC in Q3. We already have two IC meetings scheduled for Q4 and we are actively considering scheduling more during this period.
- The number of live cases older than 52 weeks has decreased as 3 cases in this category have concluded during this quarter.
- In this quarter the PCC sat remotely for 6 substantive hearings, reaching a final determination in five cases, with 1 being adjourned on the first day of the hearing because a panellist had to withdraw at the last moment due to a family member's health.
- Remote hearings continue to take significantly longer to conclude, despite scheduling longer time to take account of this. This is exacerbated by hearing days generally starting later and finishing earlier.
- In this quarter the HC considered no cases.
- There are 18 cases referred to the PCC by the IC. The breakdown of these 18 cases are as follows: 4 have been listed for hearing; 2 (linked cases) are part heard and awaiting relisting; 4 cases we are awaiting a third party (police) investigation to conclude before we can progress further and/or list the hearing and 8 cases need to be listed, 7 of which were referred to the PCC in Q3.

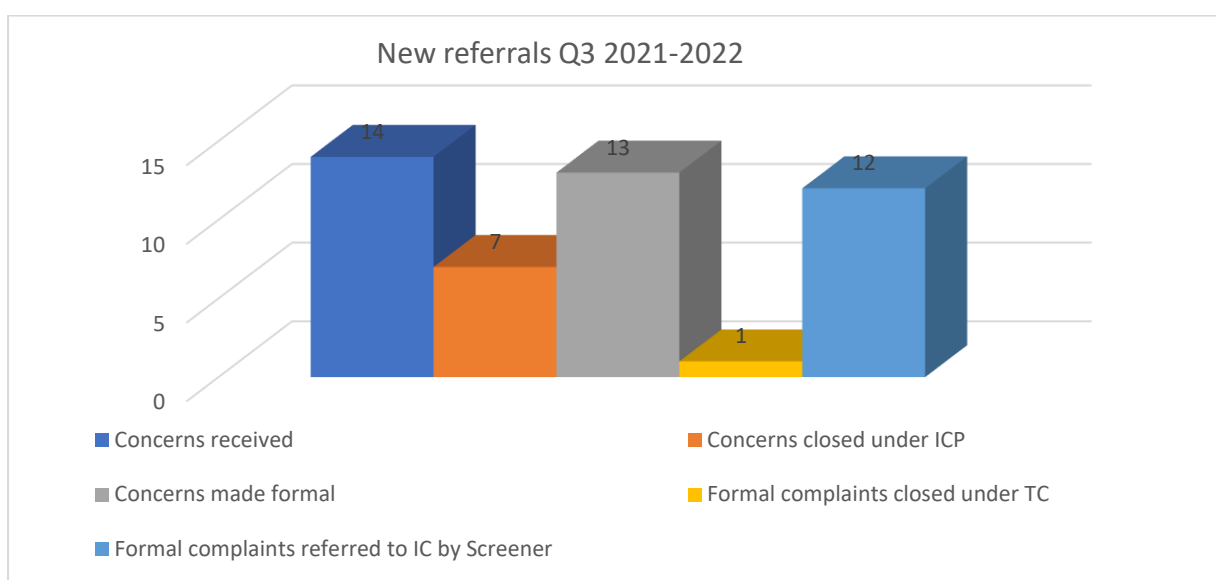
Case Progression	Q4 2020/21	Q1 2021/22	Q2 2021/22	Q3 2021/22
Formal complaint referred to IC by Screener but not yet considered (as at end of quarter)	11	14	22	23
Referred to PCC/HC by IC but not yet heard (as at end of quarter)	16	16	16	18
Referred to PCC/HC by IC and listed for hearing (as at end of quarter)	6	8	6	6
PCC/HC Cases part heard (as at end of quarter)	1	1	3	2
Formal complaints open (as at end of quarter)	28	31	38	41
Cases that need review hearings (as at end of quarter)	3	4	3	5

Annex A to 7

Age of Caseload from Date Received	Q4 2020/21	Q1 2021/22	Q2 2021/22	Q3 2021/22
52 weeks – 103 weeks	10	7	10	9
104 weeks – 155 weeks	0	2	3	3
156 weeks and above	0	0	0	0

New Referrals

- The number of concerns received (14) has noticeably decreased in comparison to the number of concerns received in the previous quarter (27). To compare further, the number of concerns received in Q3 2020-2021 was 11 concerns respectively.
- Seven cases were closed under the Initial Closure Procedure (ICP)



Referrals Received	Q4 2020/21	Q1 2021/22	Q2 2021/22	Q3 2021/22
Concerns received	19	20	27	14
Concerns closed under ICP	18	2	11	7
Concerns made formal	13	9	15	13
Formal complaints closed under TC	7	2	4	1
Formal complaints referred to IC by Screener	4	7	8	12

Annex A to 7

Source of formal complaints	Q4 2020/21	Q1 2021/22	Q2 2021/22	Q3 2021/22
Self-referral by the registrant	2	1	2	1
Registrar's allegation	5	0	2	1
Non-NHS employer	0	0	0	0
Patient or service user	6	4	8	9
NHS	0	0	0	0
Another registrant	0	0	2	1
Anonymous informant	0	0	0	0
Another regulatory body	0	0	0	0
Any other informant	0	4	1	1
Total	13	9	15	13

Allegations in formal complaints	Q4 2020/21	Q1 2021/22	Q2 2021/22	Q3 2021/22
Conduct	12	9	5	8
Conviction	1	0	1	0
Competency	0	0	7	4
Adjunctive therapies	0	0	0	0
Health	0	0	2	1
Total	13	9	15	13

Key Performance Indicators

- The Screener KPI was met for this quarter.
- The IC KPI was exceeded in this quarter by two weeks. This goes some way to support the fact that, although numbers of cases are higher than usual at this stage, cases are actively progressing. No cases were adjourned by the IC during this reporting period.
- The output against the end-to-end target (52 weeks) was not met. However, two of the cases concluded in this reporting period within the end to end KPI.

Performance at a glance

Case stage	Key Performance Indicator	Performance Target	Q3 20/21	Q4 20/21	Q1 21/22	Q2 21/22
Screening	Median time from receipt of concern to the screener's decision	9 weeks	9 weeks	9 weeks	9 weeks	9 weeks
Investigating Committee	Median time from receipt of concern to final IC decision	26 weeks	25 weeks	55 weeks	24 weeks	24 weeks

Annex A to 7

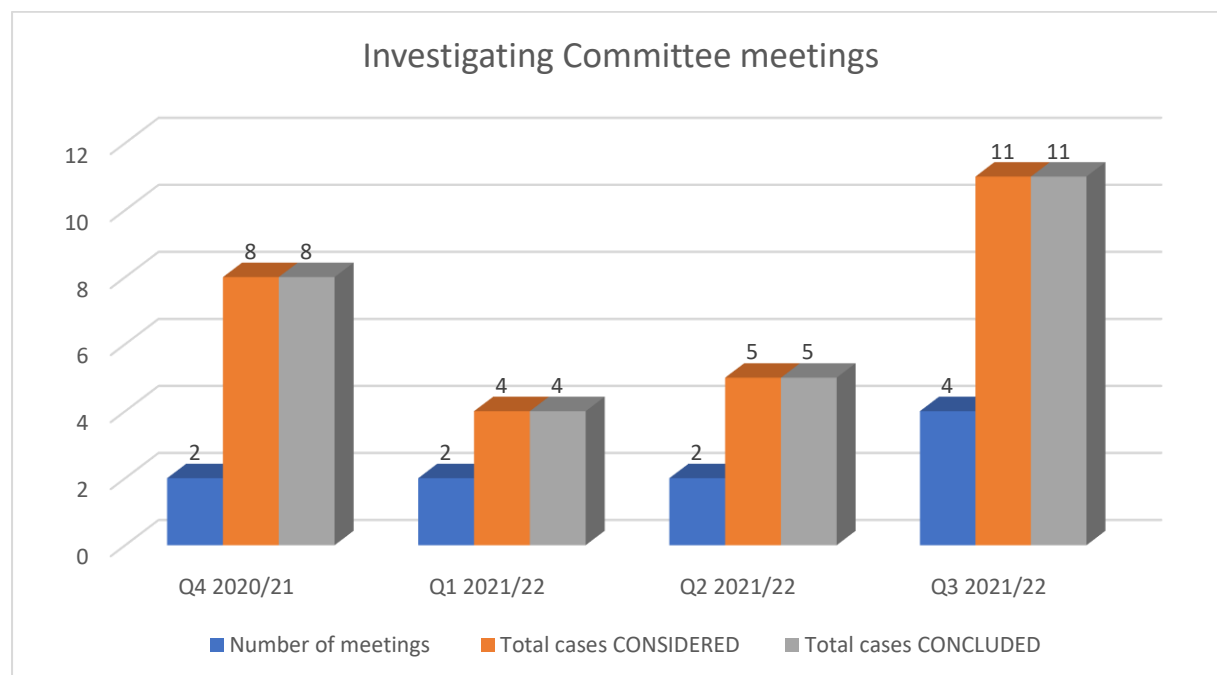
Professional Conduct Committee	Median time from receipt of concern to final PCC decision	52 weeks	77 weeks	79 weeks	50 weeks	65 weeks
--------------------------------	-----------------------------------------------------------	----------	----------	----------	----------	----------

Performance in detail

Time from receipt of complaint to the screener's decision (9 weeks)	Q4 2020/21	Q1 2021/22	Q2 2021/22	Q3 2021/22
Median	9 weeks	9 weeks	9 weeks	9 weeks
Longest case	68 weeks	21 weeks	34 weeks	35 weeks
Shortest case	0 weeks	1 week	1 week	2 weeks
Time from receipt of complaint to final IC decision (26 weeks)	Q4 2020/21	Q1 2021/22	Q2 2021/22	Q3 2021/22
Median	25 weeks	55 weeks	24 weeks	24 weeks
Longest case	33 weeks	80 weeks	50 weeks	77 weeks
Shortest case	15 weeks	23 weeks	20 weeks	8 weeks
Time from final IC decision to final PCC decision or other final disposal of the case (26 weeks)	Q4 2020/21	Q1 2021/22	Q2 2021/22	Q3 2021/22
Median	49 weeks	44 weeks	37 weeks	34 weeks
Longest case	136 weeks	61 weeks	37 weeks	74 weeks
Shortest case	31 weeks	27 weeks	29 weeks	27 weeks
Time from receipt of referral to final PCC decision or other final disposal of the case (52 weeks)	Q4 2020/21	Q1 2021/22	Q2 2021/22	Q3 2021/22
Median	77 weeks	79 weeks	50 weeks	65 weeks
Longest case	196 weeks	82 weeks	87 weeks	97 weeks
Shortest case	54 weeks	75 weeks	47 weeks	48 weeks
Median time to interim order committee decision:	Q4 2020/21	Q1 2021/22	Q2 2021/22	Q3 2021/22
From receipt of referral	6 weeks	N/A	8 weeks	14 weeks
From decision that there is information indicating the need for an interim order	5 weeks	N/A	3 weeks	4 weeks

Investigating Committee

- The IC met remotely on four occasions and considered 11 cases. This is double the number of meetings and cases considered from those considered in Q2. All 11 cases were considered and concluded by the IC.
- The total number of cases at the IC stage is currently 23. It should be noted that 39% of these (9 cases) were referred during Q3 2021-2022. In a further 2 cases we are awaiting the conclusion of a police investigation. We also will schedule future additional IC meetings as we did in Q3.

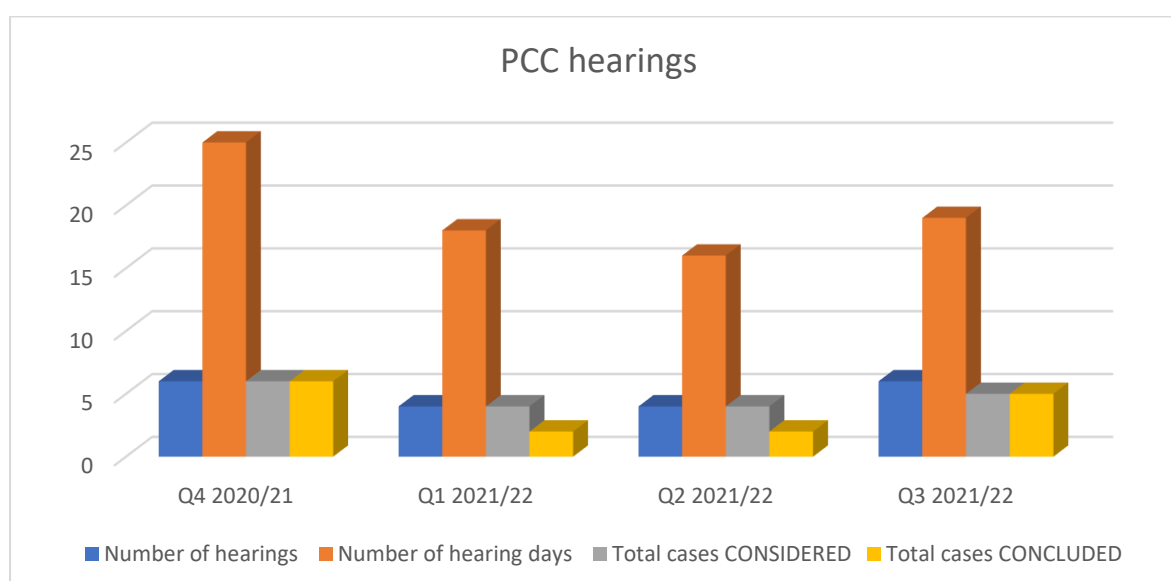


Investigating Committee Decisions	Q4 2020/21	Q1 2021/22	Q2 2021/22	Q3 2021/22
No Case to Answer	2	2	2	4
No Case to Answer with advice	0	0	0	1
Referred to PCC	6	2	3	5
Referred to HC	0	0	0	0
Referred to PCC and HC	0	0	0	0
Adjourned	0	0	0	0
Stayed	0	0	0	0
Rule 19	0	0	0	1

Professional Conduct Committee

- In this quarter the PCC sat remotely for 5 substantive hearings, reaching a final determination in five cases, with a further case being adjourned on the first day of the reconvened hearing due to matters beyond our control.
- The trend continues in that we find that remote hearings take longer to conclude, despite scheduling longer time to take account of this. This is not assisted by hearing days generally starting later and finishing earlier than planned.
- We have found that hearings conducted remotely take additional time to complete due to numerous factors such as the impact of technical or internet connection issues, a practice of starting later and finishing earlier with frequent, longer breaks. We have also noted that in camera discussions by Panels generally take longer than in person hearings, but this may also be due to the finalising of written reasons by Panels and the developments within case law requiring more detailed reasoning. Initially, without prior experience of running remote hearings, it was challenging to accurately estimate how much additional time would be necessary. Our learning in this has increased by taking account of outcomes within both our own hearings and across the sector.

Professional Conduct Committee Hearings	Q4 2020/21	Q1 2021/22	Q2 2021/22	Q3 2021/22
Number of hearings	6	4	4	6
Number of hearing days	25	18	16	19
Total cases CONSIDERED	6	4	4	5
Total cases CONCLUDED	6	2	2	5



Annex A to 7

PCC Decisions	Q4 2020/21	Q1 2021/22	Q2 2021/22	Q3 2021/22
Allegation not 'well founded'	0	1	1	1
Admonished	3	0	0	0
Conditions of Practice	1	1	0	1
Suspension	3	0	0	1
Removal	0	0	1	1
Rule 19	0	0	0	1
Adjourned	0	0	2	1
Conditions/Suspension to expire at end of order	0	0	1	0
Rule 8 Admonishment	0	0	0	0
Stayed	0	0	0	0

Health Committee

- The Health Committee considered no cases in this quarter.

Interim Suspension Orders

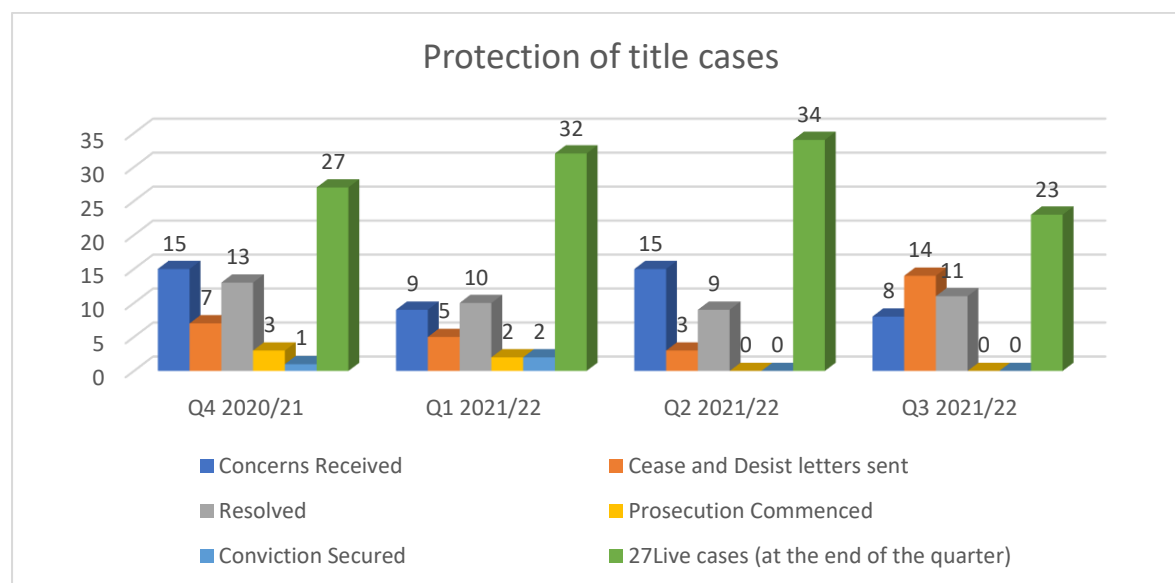
- There have been two IC Interim Order hearings held in this quarter and two PCC ISO hearings (one of which consisted of two individual cases).
- One of the IC ISO cases applications was complex, requiring an in-person hearing. This has impacted on the median time to IC decision from receipt of referral for this quarter.

IC Interim Suspension Order Decisions	Q4 20/21	Q1 21/22	Q2 21/22	Q3 21/22
Applications made	2	0	1	2
Interim Suspension Order imposed	1	0	1	1
Undertaking	1	0	0	0
Median time to IC decision from receipt of referral	6 weeks	N/A	8 weeks	14 weeks
Median time to IC decision from decision that there is information indicating the need for interim order	5 weeks	N/A	3 weeks	4 weeks

PCC/HC Interim Suspension Order Decisions	Q4 20/21	Q1 21/23	Q2 21/22	Q2 21/22
Applications made	0	0	1	2
Interim Suspension Order imposed	0	0	1	2
Undertaking	0	0	0	0

Protection of Title

- There were 23 active Section 32 investigations as at 31 December 2021, a notable reduction from the last quarter where there were 34 live cases reported. The Regulation Team have worked hard to reduce the figure in this regard.
- There have been no prosecutions commenced in this quarter.



Protection of Title	Q4 2020/21	Q1 2021/22	Q2 2021/22	Q3 2021/22
Concerns Received	15	9	15	8
Cease and Desist letters sent	7	5	3	14
Resolved	13	10	9	11
Prosecution Commenced	3	2	0	0
Conviction Secured	1	2	0	0
27Live cases (at the end of the quarter)	27	32	34	23

Appeals

- No appeals commenced against decisions of the PCC in this quarter.

Total number of registrant appeals in the quarter which are:	Q4 20/21	Q1 21/22	Q2 21/22	Q3 21/22
Ongoing	1	0	0	0
Opened	0	0	0	0
Concluded	1	0	0	0
Outcomes of registrant appeals against final fitness to practise decisions:	Q4 20/21	Q1 21/22	Q2 21/22	Q3 21/22
Upheld and outcome substituted	0	0	0	0
Upheld and case remitted to regulator for re-hearing	0	0	0	0
Settled by consent	0	0	0	0

Voluntary Removal

- There were no applications for voluntary removal received in this quarter.

Number of voluntary erasure/removal applications: Subsequent to the FTP case being considered by an IC.	Q4 20/21	Q1 21/22	Q2 21/22	Q3 21/22
Received	0	0	0	0
Granted	0	0	0	0