



**Council  
1 November 2017  
Registration Report**

<b>Classification</b>	Public
<b>Purpose</b>	For noting
<b>Issue</b>	This paper provides an update of registration activity covering the six month period from 1 April 2017 – 30 September 2017.
<b>Recommendations</b>	To note the content of the registration report.
<b>Financial and resourcing implications</b>	None
<b>Equality and diversity implications</b>	None
<b>Communications implications</b>	None
<b>Annexes</b>	None
<b>Author</b>	Matthew Redford

## Background

1. The twelfth registration report to Council provides detailed information about the statistics and activities which have been undertaken within the Registration team and covers the six months from 1 April 2017 to 30 September 2017.

## Registration activities

### *Performance against service targets*

2. The service level agreement for registering a new applicant, from receipt of a completed application, is five working days for UK applicants and 90 days for overseas applicants.
3. Performance against the targets in the reporting period was:
  - a. UK graduates/restorations: median time two days
  - b. EU applicants: median time 19 days (two applications)
  - c. Non-EU applicants: median time 52 days (one application).

## Registration data

### *Number of registrants and gender split*

4. At the end of September 2017, the Register contained 5,293 osteopaths of which 50.63% of registrants are female (2,680) and 49.37% are male (2,613).

### *Internal Market Information (IMI) system alerts*

5. Since 18 January 2016 GOsC has been complying with the revised EU Directive 2013/55/EU and sending and receiving alerts through the IMI system about any prohibition placed on a registrant arising through fitness to practise proceedings.
6. In the reporting period, GOsC received 1,724 IMI alerts relating to prohibitions placed on healthcare practitioners by competent authorities. Each alert is checked by the Registration team, although to date, no further action has been required. Over a 12 month rolling period we are receiving c. 3,400 IMI alerts.

### *Entrants to the Register*

Total number of entrants to the Register	203
--	-----

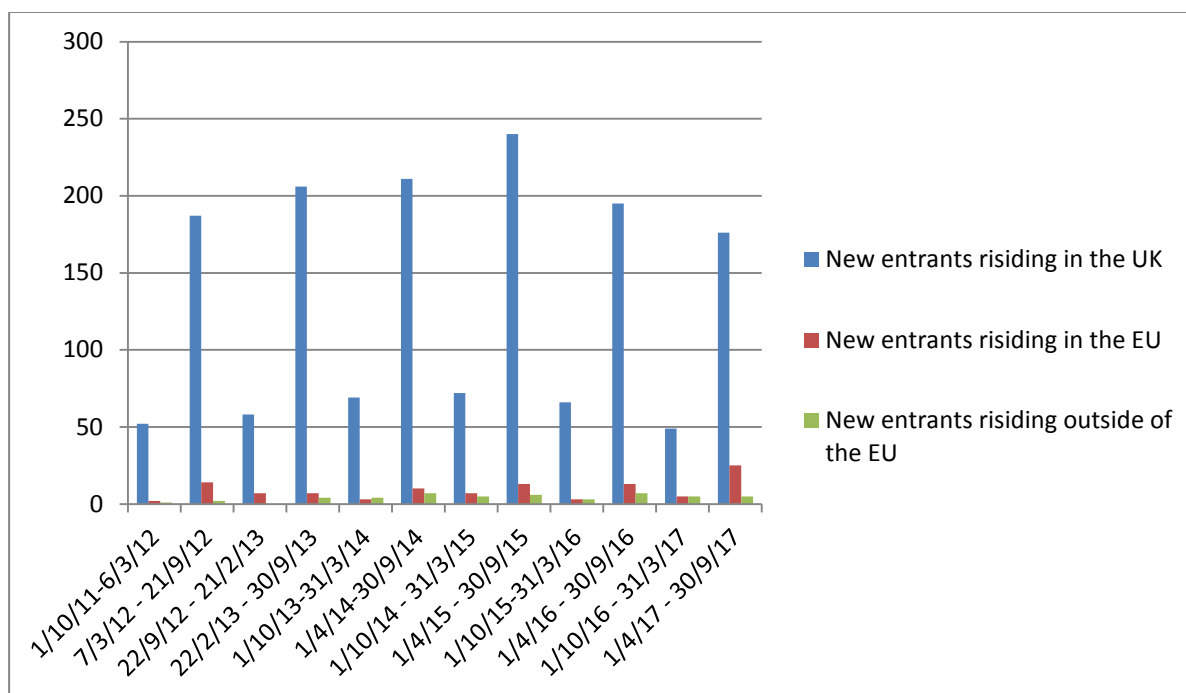
*of which*

First time applications	189
Restorations to the Register	14

*of which*

Number of registrants residing in the UK	173
Number of registrants residing in the EU	25
Number of registrants residing outside of the EU	5

7. The graph below represents the number of new entrants to the Register, and where they initially resided, since the Executive started reporting registration statistics to Council in October 2011.



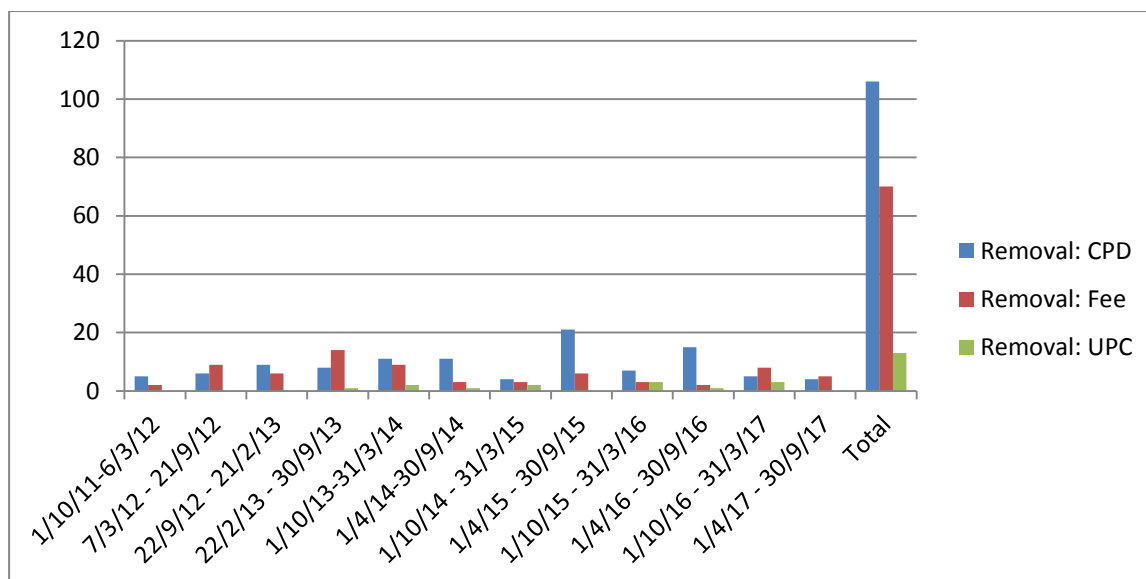
#### *Removals from the Register*

Total number of removals (excluding resignations, retirements and death)	9
--	---

*of which, those removed for*

Non-compliance with CPD	4
Non-payment of fee	5
Unacceptable professional conduct	0

8. Since the reporting of statistics to Council began, 189 registrants have been removed from the Register, with the majority removed for non-compliance with the CPD scheme rather than removed for non-payment of the registration fee.



9. The data below sub-analyses the removal from the Register data into different categories including age and gender.

*Removals from the Register (age)*

10. Of those registrants removed from the Register, 79% (150 registrants) are below the age of 50, of which 62% (93 registrants) are below the age of 40. The age range per reason for removal is set out in the table below.
11. It remains the case that everyone removed from the Register under fitness to practise proceedings are all above the age of 40, although it is recognised that with our numbers being so few, it is not possible to determine trend data.

Age range	Number of registrants	Removed for fee non-payment	Removed for CPD non-compliance	Removed under FtP proceedings
20-29	35	20	15	0
30-39	58	23	35	0
40-49	57	22	29	6
50-59	32	6	20	6
60-69	5	1	3	1
70-79	2	0	2	0
<b>Total</b>	<b>189</b>	<b>72</b>	<b>104</b>	<b>13</b>

*Removals from the Register (gender)*

12. The total number of registrants removed from the Register since reporting of statistics to Council began in October 2011, indicates an even split between female to male registrants removed from the Register.
13. Regardless of gender, removal for non-compliance with the CPD requirements outweighs removal for non-payment of the registration fee.

<b>Gender</b>	<b>Number of registrants</b>	<b>Removed for fee non-payment</b>	<b>Removed for CPD non-compliance</b>	<b>Removed under FtP proceedings</b>
Male	96 (50%)	31	52	13
Female	93 (50%)	41	52	0
<b>Total</b>	<b>189</b>	<b>72</b>	<b>104</b>	<b>13</b>

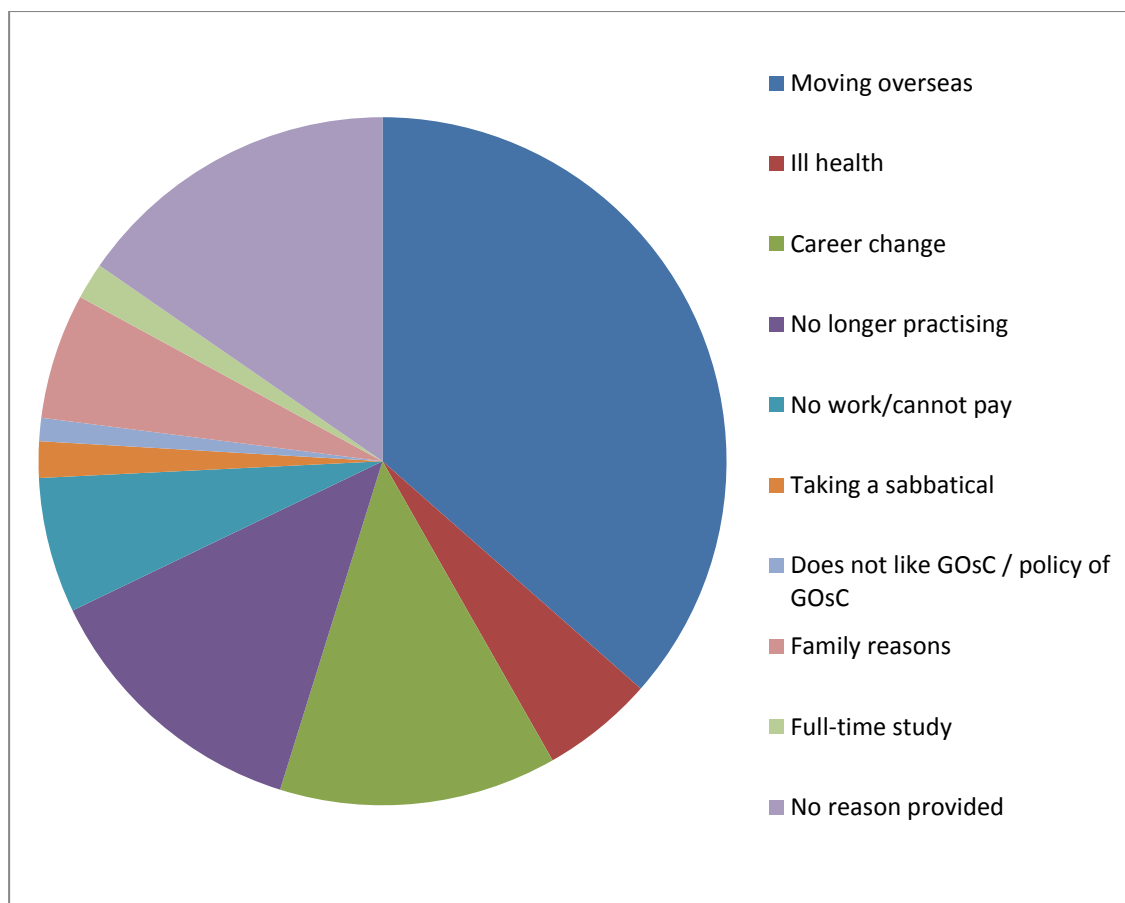
*Reasons for resignations*

Total number of resignations	84
------------------------------	----

*of which, the reasons cited were*

Moving overseas	25
Ill health	4
Career change	10
No longer practising	8
No work/cannot afford fee/meet renewal requirements	5
Taking a sabbatical	0
Family reasons	6
Full-time study	2
Does not like GOsC/agree with policy	4
No reason provided	20

14. The graph below represents the reasons provided by registrants for their resignation from the Register since statistics were reported to Council.



### *Registration refusals*

Number of registration appeals carried forward from previous report	0
Number of new registration appeals lodged	0

### *Non-practising registrants*

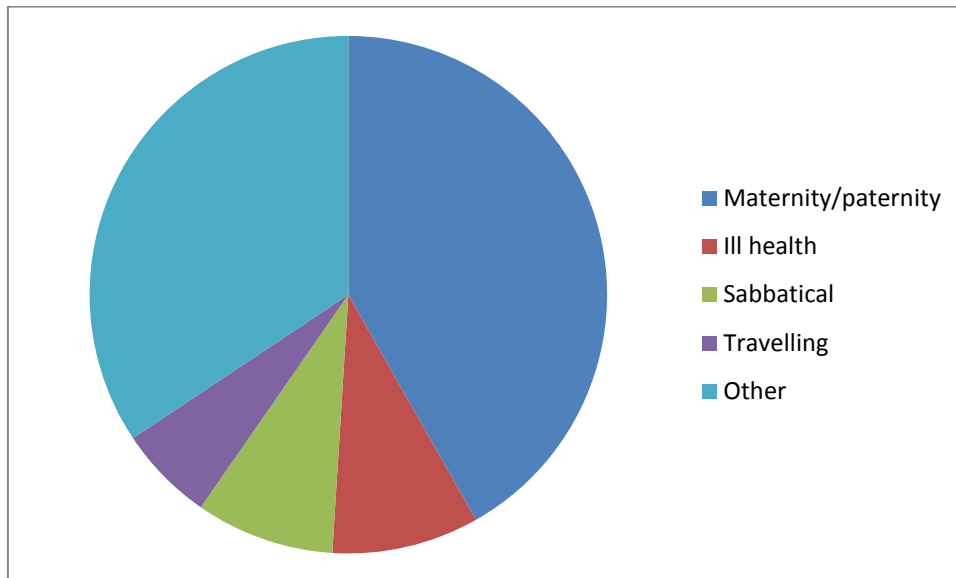
Total number of registrants who are listed as non-practising	161
--	-----

#### *of which*

Maternity/paternity	60
Ill health	16
Sabbatical	9
Travelling	10
Other*	66

\*Other includes: studying; not being able to find work; relocation of home/work premises; circumstances around the loss of a spouse/parent/child; acting as a carer; research; and pursuing other careers.

15. Based on the statistics reported to Council since October 2011, at any one time GOsC has on average 156 registrants who are out of clinical contact with patients. The main reason for registrants to be listed as 'non-practising' is because of maternity leave.



#### *CPD Audits*

16. The Business Plan 2016-17 includes a commitment for Continuing Professional Development (CPD) audit activity of:
- 20% of CPD Annual Summary Forms [submitted] each month to support registrants to meet existing standards and to identify areas of good practice and development.
  - 2% of CPD Record Folders [submitted] each year to support registrants to meet existing standards and to identify areas of good practice and areas of development.
17. CPD Annual Summary Form audits and CPD record folder audits for 2017-2018 remain on schedule for the 20% and 2% targets to be achieved by the year-end.

#### *Return to practice activity*

18. We offer a return to practice process to all applicants who have been away from UK practice for two years or more to support their transition back to practice. This process involves a self-assessment activity, which may then be followed by a meeting with two trained Return to Practice Reviewers.

Total number of applicants who went through the Return to Practice self-assessment process	10
Of which, the number who also undertook a Return to Practice review	8

*International Registration Assessment activity*

19. A total of 12 registration assessments were completed in the reporting period. During the reporting period, five applicants were found to be eligible to register with the GOsC.

Number of Non-UK Review of Qualifications	8
Number of Further Evidence of Practice Questionnaires	2
Number of Assessments of Clinical Performance	2

**Recommendation:** to note the content of the registration report.